


2021

# Teacher's Book - Beginners



Gustavo

Rubino

Ernesto



# About this book

This book was written with the intent of helping ESL teachers around the globe. It is simple and straight to the point. Tremendous effort on the research part was made to make sure that every step taken by the student was not done in vain.

This book is to be considered a suggestion on how to teach using the Ernesto's Method. As a teacher you should keep in mind that every student is different and that they may appreciate more or less different aspects of the method. It is your job to figure it out how to make the method work for your student.

The book is divided in lessons that may take 45 to 50 minutes. Each class is divided in 4 sections: **Blue**, **Yellow**, **Gray** and **Green** (Text).

The **Blue** section is based on remembering the past classes new words.

The **Yellow** section is for new words and their L1 translation.

The **Gray** section is for writing and comparing L1 translation according to the construction.

The **Green** section is dedicated for reading out loud and memorizing the words with the help of figures and context.

# About the author

In order to write this book, I made sure that I had researched every single aspect of the methods and approaches that are currently being used in today's classrooms. This book is intrinsically linked to my website [gustavorubinoernesto.com](http://gustavorubinoernesto.com) where more features, ideas, methods, approaches, books can be found in order for you to get to know what I did, do and will be focusing myself on the future. I really hope you like this book and that it can be very useful to you.

# Context

Things you need to know before you start	1
Lecture 1	9
Lecture 2	11
Lecture 3	14
Lecture 4	17
Lecture 5	20
Lecture 6	23
Lecture 7	26
Lecture 8	29
Lecture 9	32
Lecture 10	35
Lecture 11	38
Lecture 12	41
Lecture 13	44
Lecture 14	47
Lecture 15	50
Lecture 16	53
Lecture 17	56
Lecture 18	59
Lecture 19	62
Lecture 20	65
Lecture 21	68
Lecture 22	71
Lecture 23	74
Lecture 24	77
Lecture 25	80
Lecture 26	83

Lecture 27	86
Lecture 28	89
Lecture 29	92
Lecture 30	95
Lecture 31	98
Lecture 32	101
Lecture 33	104
Lecture 34	107
Lecture 35	110
Lecture 36	113
Lecture 37	116
Lecture 38	119
Lecture 39	122
Lecture 40	125
Lecture 41	128
Lecture 42	131
Lecture 43	134
Lecture 44	137
Lecture 45	140
Lecture 46	143
Lecture 47	146
Lecture 48	149
Lecture 49	152
Lecture 50	155

# Things you need to know before you start teaching this course

## ➤ What is COCA?

COCA is The Corpus of Contemporary American English (COCA) is the only large, genre-balanced corpus of American English. COCA is probably the most widely-used corpus of English, and it is related to many other corpora of English that we have created. These corpora were formerly known as the "BYU Corpora", and they offer unparalleled insight into variation in English.

The corpus contains more than **one billion** words of text (25+ million words each year 1990-2019) from eight genres: spoken, fiction, popular magazines, newspapers, academic texts, and (with the update in March 2020): TV and Movies subtitles, blogs, and other web pages.

<https://www.english-corpora.org/coca/>

## ➤ How a synapse works and how it gets stronger with frequency

When the student learns a new word, a very light and thin connection between two neurons occur, this is called a synapse. As the same information or word is repeated the synapse get stronger and thicker, making it easy to access when necessary. Repeating doesn't mean memorizing but giving the brain time to settle and then after a day or two presenting the student with the word again. To help this procedure, speaking, writing, reading the word is fundamental. Also seeing the word in different constructions and within a context of a comic book (images help) or a book helps

## ➤ What is chunk?

Chunks are groups of words that can be found together in language. They can be words that always go together, such as fixed collocations, or that commonly do, such as certain grammatical structures that follow rules. Areas of work such as idioms, collocations and verb patterns all focus on types of chunks.

<https://www.google.com/url?sa=t&source=web&rct=j&url=https://www.cambridge.org/elt/blog/wp-content/uploads/2019/10/Learning-Language-in-Chunks.pdf&ved=2ahUKEwj8-7DiuXxAhVugPoHHevpCEkQFjAQegQIhAC&usg=AOvVawokZ2NotAPWN11pmZpT58CD>

# Lecture 1

- ✓ Explain what COCA is and why it is used and why the # next to the verbs.
- ✓ Explain the material and how it will work
- ✓ Focus the student attention to the different background colors. Each color is assigned to a different type of exercise.
- ✓ Explain what verbs, nouns, and adjectives in the student's L1 are.
- ✓ Present the most frequent verbs, nouns and adjectives in the English language and translate it to the student's L1.
- ✓ Ask the student to repeat out loud the words
- ✓ Do the 24 verb sentences exercises with the student, translating, when possible, word by word and when it is not possible to do so, introduce the concept of chunk, and translate it correspondingly.
- ✓ Focus on the verb and the student's understanding of each verb in each different sentence. Tell the student that the verb can have different meanings when in a different sentence
- ✓ When presenting the word don't, translate it as a no. Do NOT talk about do being an auxiliary verb.



# Lecture 2

## Blue Page

1. Ask the student to pronounce and translate the words (correct when necessary)
2. Ask the student to pronounce and translate the sentences (correct when necessary)
3. Explain PERSONAL PRONOUN by stating a simple sentence with the idea that “Explain pronouns by saying “the substitute names of people and objects” “I don’t want to say Richard all the time, so I use HE”. Use the example

Student's book - Student's age: 8+

### Lecture 2



Pronounce the words, read out the sentences below in English and translate them:

be, have, do, time, people, year, way, thing, other, good, and new.

I am a good person.

There is only one way.

This is my year.

The other man was old.

She was doing good things.

They were friends with Harry Potter.

We have new powers.

He had to help the people.

Do you like chocolates?

I did not see you.

I am doing new things.

What is a personal pronoun?

A personal pronoun is a short word used to substitute a proper name. *He likes big houses.*

## Yellow Page

1. Pronounce the VERBS and ask the student to repeat them
2. Translate the verbs in the present and the past using the minimum words necessary to do so
3. Pronounce the NOUNS and ask the student to repeat them
4. Translate the verbs in the present and the past using the minimum words necessary to do so

1) Pronounce the **verbs** below in English and translate them to your native language:

a) **say / said:** \_\_\_\_\_ / \_\_\_\_\_

b) **go / went:** \_\_\_\_\_ / \_\_\_\_\_

c) **get / got:** \_\_\_\_\_ / \_\_\_\_\_

2) Pronounce the **nouns** below in English and translate them to your native language:

a) **man:** \_\_\_\_\_

b) **day:** \_\_\_\_\_

c) **life:** \_\_\_\_\_

d) **woman:** \_\_\_\_\_

e) **world:** \_\_\_\_\_

3) Pronounce the **adjectives** below in English and translate them to your native language:

a) **great:** \_\_\_\_\_

b) **big:** \_\_\_\_\_

c) **high:** \_\_\_\_\_

5. Pronounce the ADJECTIVES and ask the student to repeat them
6. Pronounce the ADVERBS and ask the student to repeat them
7. Ask the student to pronounce all the words

4) Pronounce the **personal pronouns** and the **objective personal pronouns** below in English and translate them to your native language:

- a) I / me: \_\_\_\_\_
- b) you / you: \_\_\_\_\_
- c) he / him: \_\_\_\_\_
- d) she / her: \_\_\_\_\_
- e) it / it: \_\_\_\_\_
- f) we / us: \_\_\_\_\_
- g) they / them: \_\_\_\_\_

### Gray Page

1. Ask what the verbs in bold mean in the L1
2. Ask the student to fill in the first gap, to pronounce the first sentence and to translate it
3. Translate to the students L1 the beginning of the sentence
4. Repeat this process with all sentences
5. Ask the student to pronounce all sentences

#### Exercise Two

Name: \_\_\_\_\_



These are the fifth, sixth, seventh and eighth most common verbs in the English Language according to the Corpus of Contemporary American English, aka COCA.

**say** #26 (says, say, said) **go** #31 (go, went, going), **get** #34 (got, getting, got)

1) Mom always \_\_\_\_\_ it is great to go out.

**Mom always says** - \_\_\_\_\_

2) They \_\_\_\_\_ that life is good.

**They say** - \_\_\_\_\_

3) A woman \_\_\_\_\_ nice things to me the other day.

**A woman said** - \_\_\_\_\_

4) Every man needs to \_\_\_\_\_ out and see the world.

**Every man needs to go out** - \_\_\_\_\_

5) I \_\_\_\_\_ to visit a big building.

**I went** - \_\_\_\_\_

6) Are we \_\_\_\_\_ to the cinema?

**Are we going** - \_\_\_\_\_

## Comic

1. Tell the student to ask if he/she do not know what a word means, and to write it down in the bottom of the page
2. Ask the student to read the comic out loud
3. Correct only when the pronunciation is too bad
4. Ask the student what is going on
5. Ask the student to read the comic again as homework and to underline the words that he/she doesn't know




# Lecture 3

## Blue Page

1. Ask the student to pronounce and translate the words (correct when necessary)
2. Ask the student to pronounce and translate the sentences (correct when necessary)
3. Explain adverb by stating a simple sentence with the idea that it gives a characteristic to the verb. Use the example

12

Student's book - Student's age: 8+



**Lecture 3**

Pronounce the words, read out the sentences below in English and translate them:

**be, have, do, say, go, get, people, year, way, thing, other, new, day, life, woman, world, great, big, high, I, me, you, he, him, she, her, it, we, us, they, and them**

**She is going to America.**

**The other man was old.**

**She was doing good things.**

**They were friends with Harry Potter.**

**He had to help the people.**

**Do you like chocolates?**

**I did not see you.**

**She always says that life is good.**

**I went to visit a big building.**

**Are we going to the cinema?**

What is an adverb?  
An adverb is a word that modifies an adjective, verb, or other adverb. **He swims well.**

## Yellow Page

1. Pronounce the VERBS and ask the student to repeat them
2. Translate the verbs in the present and the past using the minimum words necessary to do so
3. Pronounce the NOUNS and ask the student to repeat them
4. Translate the nouns in the present and the past using the minimum words necessary to do so
5. Pronounce the ADJECTIVES and ask the student to repeat words
6. Translate the adjectives in the present and the past using the minimum words necessary to do so

13

1) Pronounce the **verbs** below in English and translate them to your native language:

a) **can / could:** \_\_\_\_\_ / \_\_\_\_\_

b) **know / knew:** \_\_\_\_\_ / \_\_\_\_\_

c) **will:** \_\_\_\_\_

2) Pronounce the **nouns** below in English and translate them to your native language:

a) **child:** \_\_\_\_\_

b) **school:** \_\_\_\_\_

c) **state:** \_\_\_\_\_

d) **family:** \_\_\_\_\_

e) **president:** \_\_\_\_\_

3) Pronounce the **adjectives** below in English and translate them to your native language:

a) **old:** \_\_\_\_\_

b) **bad:** \_\_\_\_\_

c) **different:** \_\_\_\_\_

4) Pronounce the **adverbs** below in English and translate them to your native language:

a) **so:** \_\_\_\_\_

b) **just:** \_\_\_\_\_

7. Pronounce the ADVERBS and ask the student to repeat them
8. Translate the adverbs in the present and the past using the minimum words necessary to do so
9. Ask the student to pronounce all the words

## Gray Page

1. Ask what the verbs in bold mean in the L1
2. Ask the student to fill in the first gap, to pronounce the first sentence and to translate it
3. Translate to the students L1 the beginning of the sentence
4. Repeat this process with all sentences
5. Ask the student to pronounce all sentences

14

**Exercise Three**

These are the 37<sup>th</sup>, the 39<sup>th</sup>, and the 47<sup>th</sup> most common words in the English language according to the Corpus of Contemporary American English, aka COCA.

**can** #37 (can't, Can, can), **know** #39 (knew, knows, know), **will** #47 (will)

1) I \_\_\_\_\_ see anything.  
I can't - \_\_\_\_\_

2) \_\_\_\_\_ you help the family?  
Can you help - \_\_\_\_\_

3) We \_\_\_\_\_ have a different president.  
We can - \_\_\_\_\_

4) I \_\_\_\_\_ an old and bad man.  
I knew - \_\_\_\_\_

5) He \_\_\_\_\_ nothing.  
He knows - \_\_\_\_\_

6) Do you \_\_\_\_\_ about the schools in this state?  
Do you know - \_\_\_\_\_

15

7) I \_\_\_\_\_ go home.  
I will go - \_\_\_\_\_

8) How \_\_\_\_\_ you go to the mountains?  
How will you - \_\_\_\_\_

9) She \_\_\_\_\_ get up and go out.  
She will get up - \_\_\_\_\_

## Comic

1. Tell the student to ask if he/she do not know what a word means, and to write it down in the bottom of the page
2. Ask the student to read the comic out loud
3. Correct only when the pronunciation is too bad
4. Ask the student what is going on
5. Ask the student to read the comic again as homework and to underline the words that he/she doesn't know



# Lecture 4

## Blue Page

1. Ask the student to pronounce and translate the words (correct when necessary)
2. Ask the student to pronounce and translate the sentences (correct when necessary)
3. Explain PERSONAL PRONOUN by stating a simple sentence with the idea that “Explain pronouns by saying “the substitute names of people and objects” “I don’t want to say Richard all the time, so I use HE”. Use the example

18

Student's book - Student's age: 8+



**Lecture 4**

Pronounce the words, read out the sentences below in English and translate them:

be, have, do, say, go, get, can, know, will, way, thing, other, life, world, high, I, him, her, it, us, them, child, school, state, old, so, and just

**How are you?**

**There is only one way.**

**She was doing good things.**

**They were friends with Harry Potter.**

**He had to help the people.**

**I can't see anything.**

**Are we going to the cinema?**

**How will you go to the mountains?**

**I will go home.**

What is an article?  
An article is an adjective that describes specific or unspecific nouns. / I like **the** big house.

## Yellow Page

1. Pronounce the VERBS and ask the student to repeat them
2. Translate the verbs in the present and the past using the minimum words necessary to do so
3. Pronounce the NOUNS and ask the student to repeat them
4. Translate the nouns in the present and the past using the minimum words necessary to do so
5. the ADJECTIVES and ask the student to repeat them

19

1) Pronounce the verbs below in English and translate them to your native language:

a) **would**: \_\_\_\_\_

b) **make / made**: \_\_\_\_\_ / \_\_\_\_\_

c) **think / thought**: \_\_\_\_\_ / \_\_\_\_\_

2) Pronounce the nouns below in English and translate them to your native language:

a) **house**: \_\_\_\_\_

b) **student**: \_\_\_\_\_

c) **part**: \_\_\_\_\_

d) **place**: \_\_\_\_\_

e) **problem**: \_\_\_\_\_

3) Pronounce the adjectives below in English and translate them to your native language:

a) **American**: \_\_\_\_\_

b) **little**: \_\_\_\_\_

c) **sure**: \_\_\_\_\_

4) Pronounce the articles below in English and translate them to your native language:

a) **a**: \_\_\_\_\_

b) **an**: \_\_\_\_\_

c) **the**: \_\_\_\_\_

6. Translate the adjectives in the present and the past using the minimum words necessary to do so
7. Pronounce the ADVERBS and ask the student to repeat them
8. Translate the adverbs in the present and the past using the minimum words necessary to do so
9. Ask the student to pronounce all the words

## Gray Page

1. Ask what the verbs in bold mean in the L1
2. Ask the student to fill in the first gap, to pronounce the first sentence and to translate it
3. Translate to the students L1 the beginning of the sentence
4. Repeat this process with all sentences
5. Ask the student to pronounce all sentences

20

**Exercise Four**

These are the 49<sup>th</sup>, the 50<sup>th</sup> and the 53<sup>rd</sup> most common words in the English language according to the Corpus of Contemporary American English, aka COCA.

**would** #49 (would, would, would), **make** #50 (made, making, made), **think** #53 (thinks, thought, thinking)

1) I \_\_\_\_\_ like to have a house full of young students.  
I would like to have - \_\_\_\_\_

2) I \_\_\_\_\_ like to think about this problem.  
I would like to think - \_\_\_\_\_

3) The American student \_\_\_\_\_ have made it differently.  
The American student would have - \_\_\_\_\_

4) He \_\_\_\_\_ a toy.  
He made - \_\_\_\_\_

5) I am sure he is \_\_\_\_\_ a great business.  
I am sure he is making - \_\_\_\_\_

6) This was \_\_\_\_\_ in Japan.  
This was made - \_\_\_\_\_

21

7) She \_\_\_\_\_ that little part of the school is ugly.  
She thinks - \_\_\_\_\_

8) She \_\_\_\_\_ about that great place.  
She thought - \_\_\_\_\_

9) The woman is \_\_\_\_\_ about how to get out of this place.  
The woman is thinking about - \_\_\_\_\_

Gustavo Rubino English



## Comic

1. Tell the student to ask if he/she do not know what a word means, and to write it down in the bottom of the page
2. Ask the student to read the comic out loud
3. Correct only when the pronunciation is too bad
4. Ask the student what is going on
5. Ask the student to read the comic again as homework and to underline the words that he/she doesn't know




# Lecture 5

## Blue Page

1. Ask the student to pronounce and translate the words (correct when necessary)
2. Ask the student to pronounce and translate the sentences (correct when necessary)
3. Explain PERSONAL PRONOUN by stating a simple sentence with the idea that “Explain pronouns by saying “the substitute names of people and objects” “I don’t want to say Richard all the time, so I use HE”. Use the example

24

Student's book - Student's age: 8+



Lecture 5

Pronounce the words, read out the sentences below in English and translate them:

can, know, will, would, make, think, life, great, high, I, he, she, it, we, they, child, old, bad, so, just, house, part, place, problem, American, little, sure, a, an, and the

I will be there.

This is my year.

She was doing good things.

He had to help the people.

Do you like chocolates?

I can't see anything.

Are we going to the cinema?

I would like to have a house full of young students.

He made a toy.

The woman is thinking about how to get out of this place.

What is a conjunction?  
A conjunction is the glue that holds words and phrases. / I like big houses and / I like to travel.

## Yellow Page

1. Pronounce the VERBS and ask the student to repeat them
2. Translate the verbs in the present and the past using the minimum words necessary to do so
3. Pronounce the NOUNS and ask the student to repeat them
4. Translate the nouns in the present and the past using the minimum words necessary to do so

25

1) Pronounce the **verbs** below in English and translate them to your native language:

a) **see / saw:** \_\_\_\_\_ / \_\_\_\_\_

b) **come / came:** \_\_\_\_\_ / \_\_\_\_\_

c) **take / took:** \_\_\_\_\_ / \_\_\_\_\_

2) Pronounce the **nouns** below in English and translate them to your native language:

a) **country:** \_\_\_\_\_

b) **week:** \_\_\_\_\_

c) **point:** \_\_\_\_\_

d) **hand:** \_\_\_\_\_

e) **group:** \_\_\_\_\_

3) Pronounce the **adjectives** below in English and translate them to your native language:

a) **small:** \_\_\_\_\_

b) **right:** \_\_\_\_\_

c) **large:** \_\_\_\_\_

5. the ADJECTIVES and ask the student to repeat them
6. Translate the adjectives in the present and the past using the minimum words necessary to do so
7. Pronounce the ADVERBS and ask the student to repeat them
8. Translate the adverbs in the present and the past using the minimum words necessary to do so
9. Ask the student to pronounce all the words

26

- 4) Pronounce the **conjunctions** below in English and translate them to your native language:
- a) **and**: \_\_\_\_\_
  - b) **that**: \_\_\_\_\_
  - c) **but**: \_\_\_\_\_
- 5) Pronounce the **adverbs** below in English and translate them to your native language:
- a) **up**: \_\_\_\_\_
  - b) **out**: \_\_\_\_\_
  - c) **how**: \_\_\_\_\_

## Gray Page

1. Ask what the verbs in bold mean in the L1
2. Ask the student to fill in the first gap, to pronounce the first sentence and to translate it
3. Translate to the students L1 the beginning of the sentence
4. Repeat this process with all sentences
5. Ask the student to pronounce all sentences

27

### Exercise Five

These are the 56<sup>th</sup>, the 61<sup>st</sup> and the 63<sup>rd</sup> most common words in the English language according to the Corpus of Contemporary American English, aka COCA.



**see** #56 (see, saw, saw), **come** #61 (came, come, coming), **take** #63 (took, taking, take)

1) He will \_\_\_\_\_ a small house this week.

He will see - \_\_\_\_\_

2) Roberto and Stephen \_\_\_\_\_ the president.

They saw - \_\_\_\_\_

3) The small, old man \_\_\_\_\_ a large group of students.

The small, old man saw - \_\_\_\_\_

4) We \_\_\_\_\_ to this country last week.

We came - \_\_\_\_\_

5) I will \_\_\_\_\_ back to my house next week.

I will come back - \_\_\_\_\_

6) Are you \_\_\_\_\_ home this month or the next month?

Are you coming - \_\_\_\_\_

7) He just \_\_\_\_\_ her big, old car.

He just took - \_\_\_\_\_

8) I am \_\_\_\_\_ his hand out of the cold water.

I am taking - \_\_\_\_\_

9) If we want to survive, the right people need to \_\_\_\_\_ this seriously.

If we want to survive, the right people need to take -

\_\_\_\_\_

\_\_\_\_\_

## Comic

1. Tell the student to ask if he/she do not know what a word means, and to write it down in the bottom of the page
2. Ask the student to read the comic out loud
3. Correct only when the pronunciation is too bad
4. Ask the student what is going on
5. Ask the student to read the comic again as homework and to underline the words that he/she doesn't know



# Lecture 6

## Blue Page

1. Ask the student to pronounce and translate the words (correct when necessary)
2. Ask the student to pronounce and translate the sentences (correct when necessary)
3. Explain PERSONAL PRONOUN by stating a simple sentence with the idea that “Explain pronouns by saying “the substitute names of people and objects” “I don’t want to say Richard all the time, so I use HE”. Use the example

30

Student's book - Student's age: 8+

Lecture 6



Pronounce the words, read out the sentences below in English and translate them:

would, make, think, see, come, take, so, just, part, place, little, sure, a, an, the, country, week, point, hand, group, small, right, large, and, that, but, up, out and how.

How will you go to the mountains?  
I will go home.

I would like to have a house full of young students.  
He made a toy.

The woman is thinking about how to get out of this place.  
Roberto and Stephen saw the president.  
I will come back to my house next week.  
He just took her big, old car.  
I am taking his hand out of the cold water.

What is a preposition?  
A preposition is a word that tells you where or when something is in relation to something else.  
He sat on the chair.

## Yellow Page

1. Pronounce the VERBS and ask the student to repeat them
2. Translate the verbs in the present and the past using the minimum words necessary to do so
3. Pronounce the NOUNS and ask the student to repeat them
4. Translate the nouns in the present and the past using the minimum words necessary to do so

31

1) Pronounce the verbs below in English and translate them to your native language:

a) want / wanted: \_\_\_\_\_ / \_\_\_\_\_  
b) could: \_\_\_\_\_  
c) look / looked: \_\_\_\_\_ / \_\_\_\_\_

2) Pronounce the nouns below in English and translate them to your native language:

a) guy: \_\_\_\_\_  
b) case: \_\_\_\_\_  
c) question: \_\_\_\_\_  
d) work: \_\_\_\_\_  
e) night: \_\_\_\_\_

3) Pronounce the adjectives below in English and translate them to your native language:

a) real: \_\_\_\_\_  
b) best: \_\_\_\_\_  
c) long: \_\_\_\_\_

4) Pronounce the prepositions below in English and translate them to your native language:

a) on: \_\_\_\_\_  
b) at: \_\_\_\_\_  
c) from: \_\_\_\_\_  
d) by: \_\_\_\_\_  
e) about: \_\_\_\_\_

5. the ADJECTIVES and ask the student to repeat them
6. Translate the adjectives in the present and the past using the minimum words necessary to do so
7. Pronounce the ADVERBS and ask the student to repeat them
8. Translate the adverbs in the present and the past using the minimum words necessary to do so
9. Ask the student to pronounce all the words

## Gray Page

1. Ask what the verbs in bold mean in the L1
2. Ask the student to fill in the first gap, to pronounce the first sentence and to translate it
3. Translate to the students L1 the beginning of the sentence
4. Repeat this process with all sentences
5. Ask the student to pronounce all sentences

31

**Exercise Six**

These are the 68<sup>th</sup>, the 75<sup>th</sup>, and the 81<sup>st</sup> most common words in the English language according to the Corpus of Contemporary American English, aka COCA.

**want** #68 (want, wanted, wants), **could** #75 (could, could, could), **look** #81 (look, looks, looking)

1) If you \_\_\_\_\_ to be at work, it is no problem.  
**If you want** - \_\_\_\_\_

2) This guy \_\_\_\_\_ to ask a question.  
**This guy wanted** - \_\_\_\_\_

3) She \_\_\_\_\_ a different work.  
**She wants** - \_\_\_\_\_

4) This case \_\_\_\_\_ be a long, hard one.  
**This case could be** - \_\_\_\_\_

5) If I \_\_\_\_\_ do that I would.  
**If I could do** - \_\_\_\_\_

32

6) Julia \_\_\_\_\_ have done that.  
**Julia could have** - \_\_\_\_\_

7) You didn't \_\_\_\_\_ at me last night.  
**You didn't look** - \_\_\_\_\_

8) The robot \_\_\_\_\_ like a real man.  
**The robot looks** - \_\_\_\_\_

9) They are \_\_\_\_\_ for the best people.  
**They are looking** - \_\_\_\_\_

## Comic

1. Tell the student to ask if he/she do not know what a word means, and to write it down in the bottom of the page
2. Ask the student to read the comic out loud
3. Correct only when the pronunciation is too bad
4. Ask the student what is going on
5. Ask the student to read the comic again as homework and to underline the words that he/she doesn't know




# Lecture 7

## Blue Page

1. Ask the student to pronounce and translate the words (correct when necessary)
2. Ask the student to pronounce and translate the sentences (correct when necessary)
3. Explain PERSONAL PRONOUN by stating a simple sentence with the idea that “Explain pronouns by saying “the substitute names of people and objects” “I don’t want to say Richard all the time, so I use HE”. Use the example

34

Student's book - Student's age: 8+

 GPRE  
ESL TEACHING

Lecture 7

Pronounce the words, read out the sentences below in English and translate them:

would, make, think, see, come, take, want, could, look, please, problem, cure, a, an, the, country, week, hand, right, large, that, but, or, as, if, guy, ease, question, work, night, real, best, and long

I would like to have a house full of young students.  
He made a toy.  
The woman is thinking about how to get out of this place.  
Roberto and Stephen saw the president.  
He just took her big, old car.  
I am taking his hand out of the cold water  
If you want to be at work, it is no problem  
This case could be a long, hard one.  
Julia could have done that.  
You didn't look at me last night.  
They are looking for the best people.

## Yellow Page

1. Pronounce the VERBS and ask the student to repeat them
2. Translate the verbs in the present and the past using the minimum words necessary to do so
3. Pronounce the NOUNS and ask the student to repeat them
4. Translate the nouns in the present and the past using the minimum words necessary to do so

35

1) Pronounce the verbs below in English and translate them to your native language:

a) use / used: \_\_\_\_\_ / \_\_\_\_\_  
b) tell / told: \_\_\_\_\_ / \_\_\_\_\_  
c) find / found: \_\_\_\_\_ / \_\_\_\_\_

2) Pronounce the nouns below in English and translate them to your native language:

a) game: \_\_\_\_\_  
b) number: \_\_\_\_\_  
c) money: \_\_\_\_\_  
d) lot: \_\_\_\_\_  
e) book: \_\_\_\_\_

3) Pronounce the adjectives below in English and translate them to your native language:

a) young: \_\_\_\_\_  
b) important: \_\_\_\_\_  
c) only: \_\_\_\_\_

4) Pronounce the adverbs below in English and translate them to your native language:

a) on: \_\_\_\_\_  
b) too: \_\_\_\_\_



5. the ADJECTIVES and ask the student to repeat them
6. Translate the adjectives in the present and the past using the minimum words necessary to do so
7. Pronounce the ADVERBS and ask the student to repeat them
8. Translate the adverbs in the present and the past using the minimum words necessary to do so
9. Ask the student to pronounce all the words

## Gray Page

1. Ask what the verbs in bold mean in the L1
2. Ask the student to fill in the first gap, to pronounce the first sentence and to translate it
3. Translate to the students L1 the beginning of the sentence
4. Repeat this process with all sentences
5. Ask the student to pronounce all sentences

36

**Verbs Seven**

These are the 91<sup>st</sup>, the 92<sup>nd</sup>, and the 97<sup>th</sup> most common words in the English language according to the Corpus of Contemporary American English, aka COCA.

**use** #91 (use, used, uses), **tell** #92 (told, told, tells), **find** #97 (find, find, found, find)

1) People \_\_\_\_\_ money to buy houses.  
**People use** - \_\_\_\_\_

2) They only \_\_\_\_\_ the large, important books to find the question.  
**They only used** - \_\_\_\_\_

3) The game still \_\_\_\_\_ a lot of numbers.  
**The game still uses** - \_\_\_\_\_

4) I only \_\_\_\_\_ important things to the American guy.  
**I only told** - \_\_\_\_\_

5) This guy never \_\_\_\_\_ young people what to do.  
**This guy never told** - \_\_\_\_\_

37

6) She \_\_\_\_\_ the best stories.  
**She tells** - \_\_\_\_\_

7) It is hard to \_\_\_\_\_ work in this country.  
**It is hard to find** - \_\_\_\_\_

8) I will \_\_\_\_\_ a lot of games in my dad's room.  
**I will find** - \_\_\_\_\_

9) They \_\_\_\_\_ the best work last week!  
**They found** - \_\_\_\_\_

10) How did you \_\_\_\_\_ it?  
**How did you find it?** - \_\_\_\_\_

## Comic

1. Tell the student to ask if he/she do not know what a word means, and to write it down in the bottom of the page
2. Ask the student to read the comic out loud
3. Correct only when the pronunciation is too bad
4. Ask the student what is going on
5. Ask the student to read the comic again as homework and to underline the words that he/she doesn't know




# Lecture 8

## Blue Page

1. Tell the student in English to read the words in to translate to their L1
2. Ask the student to pronounce and translate the words (correct when necessary)
3. Ask the student to pronounce and translate the sentences (correct when necessary)
4. Explain LOOKING FOR as a two words combination, a that changes the meaning of looking.

39

Student's book - Student's age: 8+

 **GARE**  
2017 TEACHING

**Lecture 8**

Pronounce the words, read out the sentences below in English and translate them:

see, come, take, want, could, look, country, week, point, hand, small, right, large, that, but, or, as, if, guy, case, question, work, night, real, best, long, use, tell, find, game, number, money, lot, book, young, important, only, on, too, still, never and in

He just took her big, old car.

I am taking his hand out of the cold water

If you want to be at work, it is no problem

This case could be a long, hard one.

Julia could have done that.

You didn't look at me last night.

They are looking for the best people.

They used the large, important books to find the question.

I only told important things to the American guy.

She tells the best stories.

It is hard to find work in this country.

They found the best work last week!

## Yellow Page

1. Pronounce the VERBS and ask the student to repeat them
2. Translate the verbs in the present and the past using the minimum words necessary to do so
3. Pronounce the NOUNS and ask the student to repeat them
4. Translate the nouns in the present and the past using the minimum words necessary to do so

40

1) Pronounce the **verbs** below in English and translate them to your native language:

a) **give / gave:** \_\_\_\_\_ / \_\_\_\_\_

b) **need / needed:** \_\_\_\_\_ / \_\_\_\_\_

c) **should:** \_\_\_\_\_

2) Pronounce the **nouns** below in English and translate them to your native language:

a) **system:** \_\_\_\_\_

b) **government:** \_\_\_\_\_

c) **city:** \_\_\_\_\_

d) **company:** \_\_\_\_\_

e) **story:** \_\_\_\_\_

3) Pronounce the **adjectives** below in English and translate them to your native language:

a) **national:** \_\_\_\_\_

b) **black:** \_\_\_\_\_

c) **social:** \_\_\_\_\_

4) Pronounce the **adverbs** below in English and translate them to your native language:

a) **when:** \_\_\_\_\_

b) **as:** \_\_\_\_\_

c) **where:** \_\_\_\_\_

d) **all:** \_\_\_\_\_

e) **most:** \_\_\_\_\_

5. the ADJECTIVES and ask the student to repeat them
6. Translate the adjectives in the present and the past using the minimum words necessary to do so
7. Pronounce the ADVERBS and ask the student to repeat them
8. Translate the adverbs in the present and the past using the minimum words necessary to do so
9. Ask the student to pronounce all the words

## Gray Page

1. Ask what the verbs in bold mean in the L1
2. Ask the student to fill in the first gap, to pronounce the first sentence and to translate it
3. Translate to the students L1 the beginning of the sentence
4. Repeat this process with all sentences
5. Ask the student to pronounce all sentences

41

**Verbs Eight**

These are the 98<sup>th</sup>, the 107<sup>th</sup>, and the 110<sup>th</sup> most common words in the English language according to the Corpus of Contemporary American English, aka COCA.

**give** #98 (giving, give, gave, gives), **need** #107 (need, needed, needs, needing), **should** #110 (should, should've)

1) The government is \_\_\_\_\_ money to cities and companies.  
**The government is giving** - \_\_\_\_\_

2) Most national banks \_\_\_\_\_ money to young people.  
**Most national banks give** - \_\_\_\_\_

3) When will you \_\_\_\_\_ him the book?  
**When will you give** - \_\_\_\_\_

4) Where do you \_\_\_\_\_ to go?  
**Where do you need** - \_\_\_\_\_

5) All my social medias \_\_\_\_\_ to be deleted.  
**All my social medias needed** - \_\_\_\_\_

6) She \_\_\_\_\_ her rest.  
**She needs** - \_\_\_\_\_

42

7) Thor \_\_\_\_\_ paint his uniform all black.  
**Thor should paint** - \_\_\_\_\_

8) It \_\_\_\_\_ be easy in the beginning.  
**It should be** - \_\_\_\_\_

9) You \_\_\_\_\_ tell the story.  
**You should tell** - \_\_\_\_\_

## Comic

1. Tell the student to ask if he/she do not know what a word means, and to write it down in the bottom of the page
2. Ask the student to read the comic out loud
3. Correct only when the pronunciation is too bad
4. Ask the student what is going on
5. Ask the student to read the comic again as homework and to underline the words that he/she doesn't know



# Lecture 9


## Blue Page

1. Tell the student in English to read the words in to translate to their L1
2. Ask the student to pronounce and translate the words (correct when necessary)
3. Ask the student to pronounce and translate the sentences (correct when necessary)
4. Explain PERSONAL PRONOUN by stating a simple sentence with the idea that “Explain pronouns by saying “the substitute names of people and objects” “I don’t want to say Richard all the time, so I use HE”. Use the example

44

Student's book - Student's age: 8+

Lecture 9



Pronounce the words, read out the sentences below in English and translate them:

want, could, look, use, tell, find, give, need, should, game, number, money, lot, book, young, important, only, on, system, government, city, company, story, national, black, social, when, so, where, all, and most

I can't reach the shelf - it's too high.

The doctor said I needed an operation.

You shouldn't have said anything.

She tells the best stories.

It is hard to find work in this country.

They found the best work last week!

The government is giving money to cities and companies.

Most national banks give money to young people.

Where do you need to go?

She needs her rest.

It should be easy in the beginning.

## Yellow Page

1. the VERBS and ask the student to repeat them
2. Translate the verbs in the present and the past using the minimum words necessary to do so
3. Pronounce the NOUNS and ask the student to repeat them
4. Translate the nouns in the present and the past using the minimum words necessary to do so

45

1) Pronounce the verbs below in English and translate them to your native language:

a) **work / worked:** \_\_\_\_\_ / \_\_\_\_\_

b) **try / tried:** \_\_\_\_\_ / \_\_\_\_\_

c) **let** \_\_\_\_\_

2) Pronounce the nouns below in English and translate them to your native language:

a) job: \_\_\_\_\_

b) friend: \_\_\_\_\_

c) word: \_\_\_\_\_

d) fact: \_\_\_\_\_

e) right: \_\_\_\_\_

3) Pronounce the adjectives below in English and translate them to your native language:

a) able: \_\_\_\_\_

b) political: \_\_\_\_\_

c) public: \_\_\_\_\_

4) Pronounce the conjunctions below in English and translate them to your native language:

a) or: \_\_\_\_\_

b) as: \_\_\_\_\_

c) if: \_\_\_\_\_

5. Pronounce the ADJECTIVES and ask the student to repeat them
6. Translate the adjectives in the present and the past using the minimum words necessary to do so
7. Pronounce the ADVERBS and ask the student to repeat them
8. Translate the adverbs in the present and the past using the minimum words necessary to do so
9. Ask the student to pronounce all the words

## Gray Page

1. Ask what the verbs in bold mean in the L1
2. Ask the student to fill in the first gap, to pronounce the first sentence and to translate it
3. Translate to the students L1 the beginning of the sentence
4. Repeat this process with all sentences
5. Ask the student to pronounce all sentences

46

**Verbs list**

These are the 115<sup>th</sup>, the 121<sup>st</sup>, and the 122<sup>nd</sup> most common words in the English language according to the Corpus of Contemporary American English, aka COCA.

**work** #115 (working, worked, work), **try** #121 (try, tried, trying), **let** #122 (let, letting, let)

1) We are \_\_\_\_\_ against the banking system.  
**We are working** - \_\_\_\_\_

2) His friend \_\_\_\_\_ for a book company.  
**His friend worked** - \_\_\_\_\_

3) Do you want to \_\_\_\_\_ in a social political group?  
**Do you want to work** - \_\_\_\_\_

4) I always \_\_\_\_\_ to find the best words.  
**I always try** - \_\_\_\_\_

5) We \_\_\_\_\_ to fight for her rights.  
**We tried** - \_\_\_\_\_

6) They are \_\_\_\_\_ to get to the facts.  
**They are trying** - \_\_\_\_\_

47

7) She \_\_\_\_\_ me know that she is able to do that.  
**She let** - \_\_\_\_\_

8) You are \_\_\_\_\_ him go.  
**You are letting** - \_\_\_\_\_

9) The public \_\_\_\_\_ him win.  
**The public let** - \_\_\_\_\_





# Lecture 10

## Blue Page

1. Ask the student to pronounce and translate the words (correct when necessary)
2. Ask the student to pronounce and translate the sentences (correct when necessary)
3. Explain PERSONAL PRONOUN by stating a simple sentence with the idea that “Explain pronouns by saying “the substitute names of people and objects” “I don’t want to say Richard all the time, so I use HE”. Use the example

49

Student's book - Student's age: 8+

**Lecture 10**

**GARE**  
ESL TEACHING

Pronounce the words, read out the sentences below in English and translate them:  
use, tell, find, give, need, should, work, try, let, system, government, city, company,  
story, national, black, social, when, as, where, all, most, job, friend, word, fact, right, able,  
politico, public, or, as and if

He works at the hospital.  
I'm trying my best.  
Let your shoes dry completely.  
Hundreds of workers could lose their jobs.  
He finds it difficult to make friends.  
What's the word for bikini in French?  
It's sometimes hard to separate fact from fiction.  
You got three answers right and two wrong.  
He's never been able to admit to his mistakes.  
There are two major political parties in the US.  
The information only became public after his death.  
Is it Tuesday or Wednesday today?  
I can't run as fast as you.  
I'll pay you double if you get the work finished by Friday.

## Yellow Page

1. Pronounce the VERBS and ask the student to repeat them
2. Translate the verbs in the present and the past using the minimum words necessary to do so
3. Pronounce the NOUNS and ask the student to repeat them
4. Translate the nouns in the present and the past using the minimum words necessary to do so

50

1) Pronounce the verbs below in English and translate them to your native language:

a) **call / called:** \_\_\_\_\_ / \_\_\_\_\_  
b) **may:** \_\_\_\_\_  
c) **mean / meant:** \_\_\_\_\_ / \_\_\_\_\_

2) Pronounce the nouns below in English and translate them to your native language:

a) **month:** \_\_\_\_\_  
b) **program:** \_\_\_\_\_  
c) **business:** \_\_\_\_\_  
d) **home:** \_\_\_\_\_  
e) **kind:** \_\_\_\_\_

3) Pronounce the adverbs below in English and translate them to your native language:

a) **still:** \_\_\_\_\_  
b) **never:** \_\_\_\_\_  
c) **in:** \_\_\_\_\_

5. the ADJECTIVES and ask the student to repeat them
6. Translate the adjectives in the present and the past using the minimum words necessary to do so
7. Pronounce the ADVERBS and ask the student to repeat them
8. Translate the adverbs in the present and the past using the minimum words necessary to do so
9. Ask the student to pronounce all the words

## Gray Page

1. Ask what the verbs in bold mean in the L1
2. Ask the student to fill in the first gap, to pronounce the first sentence and to translate it
3. Translate to the students L1 the beginning of the sentence
4. Repeat this process with all sentences
5. Ask the student to pronounce all sentences

51

**Verbs Ten**

These are the 125<sup>th</sup>, the 127<sup>th</sup>, and the 130<sup>th</sup> most common words in the English language according to the Corpus of Contemporary American English, aka COCA.

**call** #125 (called, call, called), **may** #127 (may, may, may), **mean** #130 (mean, mean, means)

1) They \_\_\_\_\_ this program "Welcome Home".  
**They called** - \_\_\_\_\_

2) Did you \_\_\_\_\_ her late at night?  
**Did you call** - \_\_\_\_\_

3) He \_\_\_\_\_ home last month.  
**He called** - \_\_\_\_\_

4) You \_\_\_\_\_ call him kind.  
**You may call** - \_\_\_\_\_

5) This program \_\_\_\_\_ help white bears.  
**This program may help** - \_\_\_\_\_

6) \_\_\_\_\_ I call her every month?  
**May I call her** - \_\_\_\_\_

52

7) What do you \_\_\_\_\_ ?  
**What do you mean?** - \_\_\_\_\_

8) That doesn't \_\_\_\_\_ anything.  
**That doesn't mean** - \_\_\_\_\_

9) That \_\_\_\_\_ that this business is over.  
**That means that** - \_\_\_\_\_

## Comic

1. Tell the student to ask if he/she do not know what a word means, and to write it down in the bottom of the page
2. Ask the student to read the comic out loud
3. Correct only when the pronunciation is too bad
4. Ask the student what is going on
5. Ask the student to read the comic again as homework and to underline the words that he/she doesn't know



# Lecture 11

## Blue Page

1. Ask the student to pronounce and translate the words (correct when necessary)
2. Ask the student to pronounce and translate the sentences (correct when necessary)
3. Explain PERSONAL PRONOUN by stating a simple sentence with the idea that “Explain pronouns by saying “the substitute names of people and objects” “I don’t want to say Richard all the time, so I use HE”. Use the example

54

Student's book - Student's age: 8+

Lecture 11

**GARE**  
TEACHING

Pronounce the words, read out the sentences below in English and translate them:

- 1) low: \_\_\_\_\_
- 2) have: \_\_\_\_\_
- 3) do: \_\_\_\_\_
- 4) way: \_\_\_\_\_
- 5) go: \_\_\_\_\_
- 6) get: \_\_\_\_\_
- 7) can: \_\_\_\_\_
- 8) know: \_\_\_\_\_
- 9) went: \_\_\_\_\_
- 10) would: \_\_\_\_\_
- 11) make: \_\_\_\_\_
- 12) drink: \_\_\_\_\_
- 13) saw: \_\_\_\_\_
- 14) come: \_\_\_\_\_
- 15) take: \_\_\_\_\_
- 16) went: \_\_\_\_\_
- 17) could: \_\_\_\_\_
- 18) look: \_\_\_\_\_
- 19) saw: \_\_\_\_\_
- 20) tell: \_\_\_\_\_
- 21) find: \_\_\_\_\_
- 22) give: \_\_\_\_\_
- 23) read: \_\_\_\_\_
- 24) should: \_\_\_\_\_
- 25) work: \_\_\_\_\_
- 26) try: \_\_\_\_\_
- 27) let: \_\_\_\_\_
- 28) call: \_\_\_\_\_
- 29) may: \_\_\_\_\_
- 30) mean: \_\_\_\_\_

## Yellow Page

1. Pronounce the VERBS and ask the student to repeat them
2. Translate the verbs in the present and the past using the minimum words necessary to do so
3. Pronounce the NOUNS and ask the student to repeat them
4. Translate the nouns in the present and the past using the minimum words necessary to do so

1) Pronounce the verbs below in English and translate them to your native language:

- a) **say / said:** \_\_\_\_\_ / \_\_\_\_\_
- b) **go / went:** \_\_\_\_\_ / \_\_\_\_\_
- c) **get / got:** \_\_\_\_\_ / \_\_\_\_\_

2) Pronounce the nouns below in English and translate them to your native language:

- a) **man:** \_\_\_\_\_
- b) **day:** \_\_\_\_\_
- c) **life:** \_\_\_\_\_
- d) **woman:** \_\_\_\_\_
- e) **world:** \_\_\_\_\_

3) Pronounce the adjectives below in English and translate them to your native language:

- a) **great:** \_\_\_\_\_
- b) **big:** \_\_\_\_\_
- c) **high:** \_\_\_\_\_

5. the ADJECTIVES and ask the student to repeat them
6. Translate the adjectives in the present and the past using the minimum words necessary to do so
7. Pronounce the ADVERBS and ask the student to repeat them
8. Translate the adverbs in the present and the past using the minimum words necessary to do so
9. Ask the student to pronounce all the words

4) Pronounce the **personal pronouns** and the **objective personal pronouns** below in English and translate them to your native language:

- a) I / me: \_\_\_\_\_
- b) you / you: \_\_\_\_\_
- c) he / him: \_\_\_\_\_
- d) she / her: \_\_\_\_\_
- e) it / it: \_\_\_\_\_
- f) we / us: \_\_\_\_\_
- g) they / them: \_\_\_\_\_

## Gray Page

1. Ask what the verbs in bold mean in the L1
2. Ask the student to fill in the first gap, to pronounce the first sentence and to translate it
3. Translate to the students L1 the beginning of the sentence
4. Repeat this process with all sentences
5. Ask the student to pronounce all sentences

### Exercise Two

Name: \_\_\_\_\_



These are the fifth, sixth, seventh and eighth most common verbs in the English Language according to the Corpus of Contemporary American English, aka COCA.

**say** #26 (says, say, said) **go** #31 (go, went, going), **get** #34 (got, getting, got)

1) Mom always \_\_\_\_\_ it is great to go out.

Mom always says - \_\_\_\_\_

2) They \_\_\_\_\_ that life is good.

They say - \_\_\_\_\_

3) A woman \_\_\_\_\_ nice things to me the other day.

A woman said - \_\_\_\_\_

4) Every man needs to \_\_\_\_\_ out and see the world.

Every man needs to go out - \_\_\_\_\_

5) I \_\_\_\_\_ to visit a big building.

I went - \_\_\_\_\_

6) Are we \_\_\_\_\_ to the cinema?

Are we going - \_\_\_\_\_

## Comic

1. Tell the student to ask if he/she do not know what a word means, and to write it down in the bottom of the page
2. Ask the student to read the comic out loud
3. Correct only when the pronunciation is too bad
4. Ask the student what is going on
5. Ask the student to read the comic again as homework and to underline the words that he/she doesn't know




# Lecture 12

## Blue Page

1. Ask the student to pronounce and translate the words (correct when necessary)
2. Ask the student to pronounce and translate the sentences (correct when necessary)
3. Explain PERSONAL PRONOUN by stating a simple sentence with the idea that “Explain pronouns by saying “the substitute names of people and objects” “I don’t want to say Richard all the time, so I use HE”. Use the example

59

Student's book - Student's age: 8+

 GARE  
ESL TEACHING

Lecture 12

Pronounce the words, read out the sentences below in English and translate them:

should, work, try, feel, ask, talk, month, program, business, home, kind, still, never, in, study, issue, name, idea, room, white, better, and late.

"How are you feeling?" "Not too bad"

She asked me about Welsh history.

We were just talking about Gareth's new girlfriend.

They finish their study.

We have an issue with him.

"Hi, what's your name?" "My name's Diane."

I like the idea of living in the countryside.

I like this room - it has plenty of light.

Is that better?

He came late last night.

She has a white pencil.

## Yellow Page

1. Pronounce the VERBS and ask the student to repeat them
2. Translate the verbs in the present and the past using the minimum words necessary to do so
3. Pronounce the NOUNS and ask the student to repeat them
4. Translate the nouns in the present and the past using the minimum words necessary to do so

1) Pronounce the **verbs** below in English and translate them to your native language:

a) **say / said:** \_\_\_\_\_ / \_\_\_\_\_

b) **go / went:** \_\_\_\_\_ / \_\_\_\_\_

c) **get / got:** \_\_\_\_\_ / \_\_\_\_\_

2) Pronounce the **nouns** below in English and translate them to your native language:

a) **man:** \_\_\_\_\_

b) **day:** \_\_\_\_\_

c) **life:** \_\_\_\_\_

d) **woman:** \_\_\_\_\_

e) **world:** \_\_\_\_\_

3) Pronounce the **adjectives** below in English and translate them to your native language:

a) **great:** \_\_\_\_\_

b) **big:** \_\_\_\_\_

c) **high:** \_\_\_\_\_

5. the ADJECTIVES and ask the student to repeat them
6. Translate the adjectives in the present and the past using the minimum words necessary to do so
7. Pronounce the ADVERBS and ask the student to repeat them
8. Translate the adverbs in the present and the past using the minimum words necessary to do so
9. Ask the student to pronounce all the words

4) Pronounce the **personal pronouns** and the **objective personal pronouns** below in English and translate them to your native language:

- a) I / me: \_\_\_\_\_
- b) you / you: \_\_\_\_\_
- c) he / him: \_\_\_\_\_
- d) she / her: \_\_\_\_\_
- e) it / it: \_\_\_\_\_
- f) we / us: \_\_\_\_\_
- g) they / them: \_\_\_\_\_

## Gray Page

1. Ask what the verbs in bold mean in the L1
2. Ask the student to fill in the first gap, to pronounce the first sentence and to translate it
3. Translate to the students L1 the beginning of the sentence
4. Repeat this process with all sentences
5. Ask the student to pronounce all sentences

### Exercise Two

Name: \_\_\_\_\_



These are the fifth, sixth, seventh and eighth most common verbs in the English Language according to the Corpus of Contemporary American English, aka COCA.

**say** #26 (says, say, said) **go** #31 (go, went, going), **get** #34 (got, getting, got)

1) Mom always \_\_\_\_\_ it is great to go out.

Mom always says - \_\_\_\_\_

2) They \_\_\_\_\_ that life is good.

They say - \_\_\_\_\_

3) A woman \_\_\_\_\_ nice things to me the other day.

A woman said - \_\_\_\_\_

4) Every man needs to \_\_\_\_\_ out and see the world.

Every man needs to go out - \_\_\_\_\_

5) I \_\_\_\_\_ to visit a big building.

I went - \_\_\_\_\_

6) Are we \_\_\_\_\_ to the cinema?

Are we going - \_\_\_\_\_



## Comic

1. Tell the student to ask if he/she do not know what a word means, and to write it down in the bottom of the page
2. Ask the student to read the comic out loud
3. Correct only when the pronunciation is too bad
4. Ask the student what is going on
5. Ask the student to read the comic again as homework and to underline the words that he/she doesn't know




# Lecture 13

## Blue Page

1. Ask the student to pronounce and translate the words (correct when necessary)
2. Ask the student to pronounce and translate the sentences (correct when necessary)
3. Explain PERSONAL PRONOUN by stating a simple sentence with the idea that “Explain pronouns by saying “the substitute names of people and objects” “I don’t want to say Richard all the time, so I use HE”. Use the example

64

Student's book - Student's age: 8+



Lecture 13

Pronounce the words, read out the sentences below in English and translate them:

should, work, fry, feel, ask, talk, keep, leave, put, study, issue, name, idea, room, white, better, late, percent, law, power, kid, war, free, sorry, and low.

Can you keep the dog outside, please?

I'll be leaving at five o'clock tomorrow.

She put her bag on the table.

You got 20 percent of the answers right.

There are laws against drinking in the street.

The economic power of many Asian countries has grown.

He took the kids to the park.

Britain and France declared war on Germany in 1939.

Please feel free to interrupt me.

Oh, I'm sorry - I didn't see you there.

Temperatures are very low for the time of year.

## Yellow Page

1. Pronounce the VERBS and ask the student to repeat them
2. Translate the verbs in the present and the past using the minimum words necessary to do so
3. Pronounce the NOUNS and ask the student to repeat them
4. Translate the nouns in the present and the past using the minimum words necessary to do so

1) Pronounce the verbs below in English and translate them to your native language:

a) **say / said:** \_\_\_\_\_ / \_\_\_\_\_

b) **go / went:** \_\_\_\_\_ / \_\_\_\_\_

c) **get / got:** \_\_\_\_\_ / \_\_\_\_\_

2) Pronounce the nouns below in English and translate them to your native language:

a) **man:** \_\_\_\_\_

b) **day:** \_\_\_\_\_

c) **life:** \_\_\_\_\_

d) **woman:** \_\_\_\_\_

e) **world:** \_\_\_\_\_

3) Pronounce the adjectives below in English and translate them to your native language:

a) **great:** \_\_\_\_\_

b) **big:** \_\_\_\_\_

c) **high:** \_\_\_\_\_

5. Pronounce the ADJECTIVES and ask the student to repeat them
6. Translate the adjectives in the present and the past using the minimum words necessary to do so
7. Pronounce the ADVERBS and ask the student to repeat them
8. Translate the adverbs in the present and the past using the minimum words necessary to do so
9. Ask the student to pronounce all the words

4) Pronounce the **personal pronouns** and the **objective personal pronouns** below in English and translate them to your native language:

- a) I / me: \_\_\_\_\_
- b) you / you: \_\_\_\_\_
- c) he / him: \_\_\_\_\_
- d) she / her: \_\_\_\_\_
- e) it / it: \_\_\_\_\_
- f) we / us: \_\_\_\_\_
- g) they / them: \_\_\_\_\_

## Gray Page

1. Ask what the verbs in bold mean in the L1
2. Ask the student to fill in the first gap, to pronounce the first sentence and to translate it
3. Translate to the students L1 the beginning of the sentence
4. Repeat this process with all sentences
5. Ask the student to pronounce all sentences

### Exercise Two

Name: \_\_\_\_\_



These are the fifth, sixth, seventh and eighth most common verbs in the English Language according to the Corpus of Contemporary American English, aka COCA.

**say** #26 (says, say, said) **go** #31 (go, went, going), **get** #34 (got, getting, got)

1) Mom always \_\_\_\_\_ it is great to go out.

Mom always says - \_\_\_\_\_

2) They \_\_\_\_\_ that life is good.

They say - \_\_\_\_\_

3) A woman \_\_\_\_\_ nice things to me the other day.

A woman said - \_\_\_\_\_

4) Every man needs to \_\_\_\_\_ out and see the world.

Every man needs to go out - \_\_\_\_\_

5) I \_\_\_\_\_ to visit a big building.

I went - \_\_\_\_\_

6) Are we \_\_\_\_\_ to the cinema?

Are we going - \_\_\_\_\_

## Comic

1. Tell the student to ask if he/she do not know what a word means, and to write it down in the bottom of the page
2. Ask the student to read the comic out loud
3. Correct only when the pronunciation is too bad
4. Ask the student what is going on
5. Ask the student to read the comic again as homework and to underline the words that he/she doesn't know



# Lecture 14


## Blue Page

1. Ask the student to pronounce and translate the words (correct when necessary)
2. Ask the student to pronounce and translate the sentences (correct when necessary)
3. Explain PERSONAL PRONOUN by stating a simple sentence with the idea that “Explain pronouns by saying “the substitute names of people and objects” “I don’t want to say Richard all the time, so I use HE”. Use the example

69

Student's book - Student's age: 8+

**Lecture 14**

 **GARE**  
GATE TEACHING

Pronounce the words, read out the sentences below in English and translate them:

should, work, try, feel, ask, talk, keep, leave, put, like, help start,  
percent, law, power, kid, war, free, sorry, low, head, team, eye, side,  
human, true and whole.

I like your eyes.

The robot likes humans.

I like to always look at someone's head.

She helps me with the whole homework.

You need to help the team.

He helped his mother.

I started reading a book based on a true story.

I started shaving my head last month.

Let's start on the right side.

## Yellow Page

1. Pronounce the VERBS and ask the student to repeat them
2. Translate the verbs in the present and the past using the minimum words necessary to do so
3. Pronounce the NOUNS and ask the student to repeat them
4. Translate the nouns in the present and the past using the minimum words necessary to do so

1) Pronounce the **verbs** below in English and translate them to your native language:

a) **say / said:** \_\_\_\_\_ / \_\_\_\_\_

b) **go / went:** \_\_\_\_\_ / \_\_\_\_\_

c) **get / got:** \_\_\_\_\_ / \_\_\_\_\_

2) Pronounce the **nouns** below in English and translate them to your native language:

a) **man:** \_\_\_\_\_

b) **day:** \_\_\_\_\_

c) **life:** \_\_\_\_\_

d) **woman:** \_\_\_\_\_

e) **world:** \_\_\_\_\_

3) Pronounce the **adjectives** below in English and translate them to your native language:

a) **great:** \_\_\_\_\_

b) **big:** \_\_\_\_\_

c) **high:** \_\_\_\_\_

5. Pronounce the ADJECTIVES and ask the student to repeat them
6. Translate the adjectives in the present and the past using the minimum words necessary to do so
7. Pronounce the ADVERBS and ask the student to repeat them
8. Translate the adverbs in the present and the past using the minimum words necessary to do so
9. Ask the student to pronounce all the words

4) Pronounce the **personal pronouns** and the **objective personal pronouns** below in English and translate them to your native language:

- a) I / me: \_\_\_\_\_
- b) you / you: \_\_\_\_\_
- c) he / him: \_\_\_\_\_
- d) she / her: \_\_\_\_\_
- e) it / it: \_\_\_\_\_
- f) we / us: \_\_\_\_\_
- g) they / them: \_\_\_\_\_

## Gray Page

1. Ask what the verbs in bold mean in the L1
2. Ask the student to fill in the first gap, to pronounce the first sentence and to translate it
3. Translate to the students L1 the beginning of the sentence
4. Repeat this process with all sentences
5. Ask the student to pronounce all sentences

### Exercise Two

Name: \_\_\_\_\_



These are the fifth, sixth, seventh and eighth most common verbs in the English Language according to the Corpus of Contemporary American English, aka COCA.

**say** #26 (says, say, said) **go** #31 (go, went, going), **get** #34 (got, getting, got)

1) Mom always \_\_\_\_\_ it is great to go out.

**Mom always says** - \_\_\_\_\_

2) They \_\_\_\_\_ that life is good.

**They say** - \_\_\_\_\_

3) A woman \_\_\_\_\_ nice things to me the other day.

**A woman said** - \_\_\_\_\_

4) Every man needs to \_\_\_\_\_ out and see the world.

**Every man needs to go out** - \_\_\_\_\_

5) I \_\_\_\_\_ to visit a big building.

**I went** - \_\_\_\_\_

6) Are we \_\_\_\_\_ to the cinema?

**Are we going** - \_\_\_\_\_

## Comic

1. Tell the student to ask if he/she do not know what a word means, and to write it down in the bottom of the page
2. Ask the student to read the comic out loud
3. Correct only when the pronunciation is too bad
4. Ask the student what is going on
5. Ask the student to read the comic again as homework and to underline the words that he/she doesn't know



# Lecture 15

## Blue Page

4. Ask the student to pronounce and translate the words (correct when necessary)
5. Ask the student to pronounce and translate the sentences (correct when necessary)
6. Explain PERSONAL PRONOUN by stating a simple sentence with the idea that “Explain pronouns by saying “the substitute names of people and objects” “I don’t want to say Richard all the time, so I use HE”. Use the example

74

Student's book • Student's age: 8+

**Lecture 15**

**GARE**  
ESL TEACHING

Pronounce the words, read out the sentences below in English and translate them:

keep, leave, put, like, help, start, become, happen, show, slide, human, true, whole, water, service, area, person, end, easy, hard, and early.

It was becoming cold, so we lit the fire.

Anything could happen in the next half hour.

On this map, urban areas are shown in grey.

I don't like getting my head under water.

I've worked in public health services throughout my career.

This is a very poor area.

She's an extremely kind person.

The end of the play was great.

This is an easy game.

Don't throw the ball so hard!

If you finish early, you can go home.

## Yellow Page

1. Pronounce the VERBS and ask the student to repeat them
2. Translate the verbs in the present and the past using the minimum words necessary to do so
3. Pronounce the NOUNS and ask the student to repeat them
4. Translate the nouns in the present and the past using the minimum words necessary to do so

1) Pronounce the **verbs** below in English and translate them to your native language:

a) **say / said:** \_\_\_\_\_ / \_\_\_\_\_

b) **go / went:** \_\_\_\_\_ / \_\_\_\_\_

c) **get / got:** \_\_\_\_\_ / \_\_\_\_\_

2) Pronounce the **nouns** below in English and translate them to your native language:

a) **man:** \_\_\_\_\_

b) **day:** \_\_\_\_\_

c) **life:** \_\_\_\_\_

d) **woman:** \_\_\_\_\_

e) **world:** \_\_\_\_\_

3) Pronounce the **adjectives** below in English and translate them to your native language:

a) **great:** \_\_\_\_\_

b) **big:** \_\_\_\_\_

c) **high:** \_\_\_\_\_



5. Pronounce the ADJECTIVES and ask the student to repeat them
6. Translate the adjectives in the present and the past using the minimum words necessary to do so
7. Pronounce the ADVERBS and ask the student to repeat them
8. Translate the adverbs in the present and the past using the minimum words necessary to do so
9. Ask the student to pronounce all the words

4) Pronounce the **personal pronouns** and the **objective personal pronouns** below in English and translate them to your native language:

- a) I / me: \_\_\_\_\_
- b) you / you: \_\_\_\_\_
- c) he / him: \_\_\_\_\_
- d) she / her: \_\_\_\_\_
- e) it / it: \_\_\_\_\_
- f) we / us: \_\_\_\_\_
- g) they / them: \_\_\_\_\_

## Gray Page

1. Ask what the verbs in bold mean in the L1
2. Ask the student to fill in the first gap, to pronounce the first sentence and to translate it
3. Translate to the students L1 the beginning of the sentence
4. Repeat this process with all sentences
5. Ask the student to pronounce all sentences

### Exercise Two

Name: \_\_\_\_\_



These are the fifth, sixth, seventh and eighth most common verbs in the English Language according to the Corpus of Contemporary American English, aka COCA.

**say** #26 (says, say, said) **go** #31 (go, went, going), **get** #34 (got, getting, got)

1) Mom always \_\_\_\_\_ it is great to go out.

**Mom always says** - \_\_\_\_\_

2) They \_\_\_\_\_ that life is good.

**They say** - \_\_\_\_\_

3) A woman \_\_\_\_\_ nice things to me the other day.

**A woman said** - \_\_\_\_\_

4) Every man needs to \_\_\_\_\_ out and see the world.

**Every man needs to go out** - \_\_\_\_\_

5) I \_\_\_\_\_ to visit a big building.

**I went** - \_\_\_\_\_

6) Are we \_\_\_\_\_ to the cinema?

**Are we going** - \_\_\_\_\_

## Comic

1. Tell the student to ask if he/she do not know what a word means, and to write it down in the bottom of the page
2. Ask the student to read the comic out loud
3. Correct only when the pronunciation is too bad
4. Ask the student what is going on
5. Ask the student to read the comic again as homework and to underline the words that he/she doesn't know



# Lecture 16


## Blue Page

1. Ask the student to pronounce and translate the words (correct when necessary)
2. Ask the student to pronounce and translate the sentences (correct when necessary)
3. Explain PERSONAL PRONOUN by stating a simple sentence with the idea that “Explain pronouns by saying “the substitute names of people and objects” “I don’t want to say Richard all the time, so I use HE”. Use the example

79

Student's book - Student's age: 8+

**Lecture 16**



Pronounce the words, read out the sentences below in English and translate them:

**like, help, start, become, happen, show, seem, might, hear, else, line, true, whole, wrong, early, person, end, and full.**

The plan seemed quite simple.

I thought you might help me.

She heard a noise outside.

The exam lasted an hour and a half.

Sign your name on the dotted line.

My little girl is five.

My father took me to watch the soccer every Saturday.

Do you have any information on train times?

Is it possible for you not to talk with your mouth full?

Three of your answers were wrong.

## Yellow Page

1. Pronounce the VERBS and ask the student to repeat them
2. Translate the verbs in the present and the past using the minimum words necessary to do so
3. Pronounce the NOUNS and ask the student to repeat them
4. Translate the nouns in the present and the past using the minimum words necessary to do so

1) Pronounce the **verbs** below in English and translate them to your native language:

a) **say / said:** \_\_\_\_\_ / \_\_\_\_\_

b) **go / went:** \_\_\_\_\_ / \_\_\_\_\_

c) **get / got:** \_\_\_\_\_ / \_\_\_\_\_

2) Pronounce the **nouns** below in English and translate them to your native language:

a) **man:** \_\_\_\_\_

b) **day:** \_\_\_\_\_

c) **life:** \_\_\_\_\_

d) **woman:** \_\_\_\_\_

e) **world:** \_\_\_\_\_

3) Pronounce the **adjectives** below in English and translate them to your native language:

a) **great:** \_\_\_\_\_

b) **big:** \_\_\_\_\_

c) **high:** \_\_\_\_\_

5. Pronounce the ADJECTIVES and ask the student to repeat them
6. Translate the adjectives in the present and the past using the minimum words necessary to do so
7. Pronounce the ADVERBS and ask the student to repeat them
8. Translate the adverbs in the present and the past using the minimum words necessary to do so
9. Ask the student to pronounce all the words

4) Pronounce the **personal pronouns** and the **objective personal pronouns** below in English and translate them to your native language:

- a) I / me: \_\_\_\_\_
- b) you / you: \_\_\_\_\_
- c) he / him: \_\_\_\_\_
- d) she / her: \_\_\_\_\_
- e) it / it: \_\_\_\_\_
- f) we / us: \_\_\_\_\_
- g) they / them: \_\_\_\_\_

## Gray Page

1. Ask what the verbs in bold mean in the L1
2. Ask the student to fill in the first gap, to pronounce the first sentence and to translate it
3. Translate to the students L1 the beginning of the sentence
4. Repeat this process with all sentences
5. Ask the student to pronounce all sentences

### Exercise Two

Name: \_\_\_\_\_



These are the fifth, sixth, seventh and eighth most common verbs in the English Language according to the Corpus of Contemporary American English, aka COCA.

**say** #26 (says, say, said) **go** #31 (go, went, going), **get** #34 (got, getting, got)

1) Mom always \_\_\_\_\_ it is great to go out.

**Mom always says** - \_\_\_\_\_

2) They \_\_\_\_\_ that life is good.

**They say** - \_\_\_\_\_

3) A woman \_\_\_\_\_ nice things to me the other day.

**A woman said** - \_\_\_\_\_

4) Every man needs to \_\_\_\_\_ out and see the world.

**Every man needs to go out** - \_\_\_\_\_

5) I \_\_\_\_\_ to visit a big building.

**I went** - \_\_\_\_\_

6) Are we \_\_\_\_\_ to the cinema?

**Are we going** - \_\_\_\_\_

## Comic

1. Tell the student to ask if he/she do not know what a word means, and to write it down in the bottom of the page
2. Ask the student to read the comic out loud
3. Correct only when the pronunciation is too bad
4. Ask the student what is going on
5. Ask the student to read the comic again as homework and to underline the words that he/she doesn't know




# Lecture 17

## Blue Page

1. Ask the student to pronounce and translate the words (correct when necessary)
2. Ask the student to pronounce and translate the sentences (correct when necessary)
3. Explain PERSONAL PRONOUN by stating a simple sentence with the idea that “Explain pronouns by saying “the substitute names of people and objects” “I don’t want to say Richard all the time, so I use HE”. Use the example

84

Student's book - Student's age: 8+

 **GARE**  
ESL TEACHING

Lecture 17

Pronounce the words, read out the sentences below in English and translate them:  
become, happen, show, seem, might, hear, believe, play, turn, slide,  
line, reason, whole, wrong, member, community, news, body, strong,  
and fine.

I believe local newspapers are important.

I like to play video games.

He turns around in bed.

There must be a reason.

The members of this community are fine.

My body hurts after the exercises.

You have a strong opinion.

## Yellow Page

1. Pronounce the VERBS and ask the student to repeat them
2. Translate the verbs in the present and the past using the minimum words necessary to do so
3. Pronounce the NOUNS and ask the student to repeat them
4. Translate the nouns in the present and the past using the minimum words necessary to do so

1) Pronounce the **verbs** below in English and translate them to your native language:

a) **say / said:** \_\_\_\_\_ / \_\_\_\_\_

b) **go / went:** \_\_\_\_\_ / \_\_\_\_\_

c) **get / got:** \_\_\_\_\_ / \_\_\_\_\_

2) Pronounce the **nouns** below in English and translate them to your native language:

a) **man:** \_\_\_\_\_

b) **day:** \_\_\_\_\_

c) **life:** \_\_\_\_\_

d) **woman:** \_\_\_\_\_

e) **world:** \_\_\_\_\_

3) Pronounce the **adjectives** below in English and translate them to your native language:

a) **great:** \_\_\_\_\_

b) **big:** \_\_\_\_\_

c) **high:** \_\_\_\_\_

5. Pronounce the ADJECTIVES and ask the student to repeat them
6. Translate the adjectives in the present and the past using the minimum words necessary to do so
7. Pronounce the ADVERBS and ask the student to repeat them
8. Translate the adverbs in the present and the past using the minimum words necessary to do so
9. Ask the student to pronounce all the words

4) Pronounce the **personal pronouns** and the **objective personal pronouns** below in English and translate them to your native language:

- a) I / me: \_\_\_\_\_
- b) you / you: \_\_\_\_\_
- c) he / him: \_\_\_\_\_
- d) she / her: \_\_\_\_\_
- e) it / it: \_\_\_\_\_
- f) we / us: \_\_\_\_\_
- g) they / them: \_\_\_\_\_

## Gray Page

1. Ask what the verbs in bold mean in the L1
2. Ask the student to fill in the first gap, to pronounce the first sentence and to translate it
3. Translate to the students L1 the beginning of the sentence
4. Repeat this process with all sentences
5. Ask the student to pronounce all sentences

### Exercise Two

Name: \_\_\_\_\_



These are the fifth, sixth, seventh and eighth most common verbs in the English Language according to the Corpus of Contemporary American English, aka COCA.

**say** #26 (says, say, said) **go** #31 (go, went, going), **get** #34 (got, getting, got)

1) Mom always \_\_\_\_\_ it is great to go out.

**Mom always says** - \_\_\_\_\_

2) They \_\_\_\_\_ that life is good.

**They say** - \_\_\_\_\_

3) A woman \_\_\_\_\_ nice things to me the other day.

**A woman said** - \_\_\_\_\_

4) Every man needs to \_\_\_\_\_ out and see the world.

**Every man needs to go out** - \_\_\_\_\_

5) I \_\_\_\_\_ to visit a big building.

**I went** - \_\_\_\_\_

6) Are we \_\_\_\_\_ to the cinema?

**Are we going** - \_\_\_\_\_

## Comic

1. Tell the student to ask if he/she do not know what a word means, and to write it down in the bottom of the page
2. Ask the student to read the comic out loud
3. Correct only when the pronunciation is too bad
4. Ask the student what is going on
5. Ask the student to read the comic again as homework and to underline the words that he/she doesn't know





# Lecture 18


## Blue Page

1. Ask the student to pronounce and translate the words (correct when necessary)
2. Ask the student to pronounce and translate the sentences (correct when necessary)
3. Explain PERSONAL PRONOUN by stating a simple sentence with the idea that “Explain pronouns by saying “the substitute names of people and objects” “I don’t want to say Richard all the time, so I use HE”. Use the example

89

Student's book - Student's age: 8+

**Lecture 18**



Pronounce the words, read out the sentences below in English and translate them:

seem, might, hear, believe, play, run, live, write, turn, line, reason, member, community, news, body, strong, level, change, fine and nice.

She runs every day.

We live in Rio de Janeiro.

He writes to her every week.

She is in level 52!

That boy got to university.

We need to bring some change to the world.

Emilia is going to the education center.

Brazilian federal policemen are nice.

She is special.

## Yellow Page

1. Pronounce the VERBS and ask the student to repeat them
2. Translate the verbs in the present and the past using the minimum words necessary to do so
3. Pronounce the NOUNS and ask the student to repeat them
4. Translate the nouns in the present and the past using the minimum words necessary to do so

1) Pronounce the **verbs** below in English and translate them to your native language:

a) **say / said:** \_\_\_\_\_ / \_\_\_\_\_

b) **go / went:** \_\_\_\_\_ / \_\_\_\_\_

c) **get / got:** \_\_\_\_\_ / \_\_\_\_\_

2) Pronounce the **nouns** below in English and translate them to your native language:

a) **man:** \_\_\_\_\_

b) **day:** \_\_\_\_\_

c) **life:** \_\_\_\_\_

d) **woman:** \_\_\_\_\_

e) **world:** \_\_\_\_\_

3) Pronounce the **adjectives** below in English and translate them to your native language:

a) **great:** \_\_\_\_\_

b) **big:** \_\_\_\_\_

c) **high:** \_\_\_\_\_

5. Pronounce the ADJECTIVES and ask the student to repeat them
6. Translate the adjectives in the present and the past using the minimum words necessary to do so
7. Pronounce the ADVERBS and ask the student to repeat them
8. Translate the adverbs in the present and the past using the minimum words necessary to do so
9. Ask the student to pronounce all the words

4) Pronounce the **personal pronouns** and the **objective personal pronouns** below in English and translate them to your native language:

- a) I / me: \_\_\_\_\_
- b) you / you: \_\_\_\_\_
- c) he / him: \_\_\_\_\_
- d) she / her: \_\_\_\_\_
- e) it / it: \_\_\_\_\_
- f) we / us: \_\_\_\_\_
- g) they / them: \_\_\_\_\_

## Gray Page

1. Ask what the verbs in bold mean in the L1
2. Ask the student to fill in the first gap, to pronounce the first sentence and to translate it
3. Translate to the students L1 the beginning of the sentence
4. Repeat this process with all sentences
5. Ask the student to pronounce all sentences

### Exercise Two

Name: \_\_\_\_\_



These are the fifth, sixth, seventh and eighth most common verbs in the English Language according to the Corpus of Contemporary American English, aka COCA.

**say** #26 (says, say, said) **go** #31 (go, went, going), **get** #34 (got, getting, got)

1) Mom always \_\_\_\_\_ it is great to go out.

**Mom always says** - \_\_\_\_\_

2) They \_\_\_\_\_ that life is good.

**They say** - \_\_\_\_\_

3) A woman \_\_\_\_\_ nice things to me the other day.

**A woman said** - \_\_\_\_\_

4) Every man needs to \_\_\_\_\_ out and see the world.

**Every man needs to go out** - \_\_\_\_\_

5) I \_\_\_\_\_ to visit a big building.

**I went** - \_\_\_\_\_

6) Are we \_\_\_\_\_ to the cinema?

**Are we going** - \_\_\_\_\_



# Lecture 19

## Blue Page

1. Ask the student to pronounce and translate the words (correct when necessary)
2. Ask the student to pronounce and translate the sentences (correct when necessary)
3. Explain PERSONAL PRONOUN by stating a simple sentence with the idea that “Explain pronouns by saying “the substitute names of people and objects” “I don’t want to say Richard all the time, so I use HE”. Use the example

94

Student's book - Student's age: 8+

Lecture 19

**G GARE**  
GUESS TEACHING

Pronounce the words, read out the sentences below in English and translate them:  
believe, play, run, live, write, turn, bring, move, must, line, reason, community, strong, change, morning, economic and happy.

They always bring their own food.

She is moving to Stockholm.

He must receive this package.

She has a beautiful face.

Mom's food is awesome.

The history of Rome is interesting.

I am happy with this result.

I am going there in the morning.

NYC made major changes in their street.

Spending money in this current economic climate is crazy.

## Yellow Page

1. Pronounce the VERBS and ask the student to repeat them
2. Translate the verbs in the present and the past using the minimum words necessary to do so
3. Pronounce the NOUNS and ask the student to repeat them
4. Translate the nouns in the present and the past using the minimum words necessary to do so

1) Pronounce the **verbs** below in English and translate them to your native language:

a) **say / said:** \_\_\_\_\_ / \_\_\_\_\_

b) **go / went:** \_\_\_\_\_ / \_\_\_\_\_

c) **get / got:** \_\_\_\_\_ / \_\_\_\_\_

2) Pronounce the **nouns** below in English and translate them to your native language:

a) **man:** \_\_\_\_\_

b) **day:** \_\_\_\_\_

c) **life:** \_\_\_\_\_

d) **woman:** \_\_\_\_\_

e) **world:** \_\_\_\_\_

3) Pronounce the **adjectives** below in English and translate them to your native language:

a) **great:** \_\_\_\_\_

b) **big:** \_\_\_\_\_

c) **high:** \_\_\_\_\_

5. Pronounce the ADJECTIVES and ask the student to repeat them
6. Translate the adjectives in the present and the past using the minimum words necessary to do so
7. Pronounce the ADVERBS and ask the student to repeat them
8. Translate the adverbs in the present and the past using the minimum words necessary to do so
9. Ask the student to pronounce all the words

4) Pronounce the **personal pronouns** and the **objective personal pronouns** below in English and translate them to your native language:

- a) I / me: \_\_\_\_\_
- b) you / you: \_\_\_\_\_
- c) he / him: \_\_\_\_\_
- d) she / her: \_\_\_\_\_
- e) it / it: \_\_\_\_\_
- f) we / us: \_\_\_\_\_
- g) they / them: \_\_\_\_\_

## Gray Page

1. Ask what the verbs in bold mean in the L1
2. Ask the student to fill in the first gap, to pronounce the first sentence and to translate it
3. Translate to the students L1 the beginning of the sentence
4. Repeat this process with all sentences
5. Ask the student to pronounce all sentences

### Exercise Two

Name: \_\_\_\_\_



These are the fifth, sixth, seventh and eighth most common verbs in the English Language according to the Corpus of Contemporary American English, aka COCA.

**say** #28 (says, say, said) **go** #31 (go, went, going), **get** #34 (got, getting, got)

1) Mom always \_\_\_\_\_ it is great to go out.

**Mom always says** - \_\_\_\_\_

2) They \_\_\_\_\_ that life is good.

**They say** - \_\_\_\_\_

3) A woman \_\_\_\_\_ nice things to me the other day.

**A woman said** - \_\_\_\_\_

4) Every man needs to \_\_\_\_\_ out and see the world.

**Every man needs to go out** - \_\_\_\_\_

5) I \_\_\_\_\_ to visit a big building.

**I went** - \_\_\_\_\_

6) Are we \_\_\_\_\_ to the cinema?

**Are we going** - \_\_\_\_\_

## Comic

1. Tell the student to ask if he/she do not know what a word means, and to write it down in the bottom of the page
2. Ask the student to read the comic out loud
3. Correct only when the pronunciation is too bad
4. Ask the student what is going on
5. Ask the student to read the comic again as homework and to underline the words that he/she doesn't know



# Lecture 20

## Blue Page

1. Ask the student to pronounce and translate the words (correct when necessary)
2. Ask the student to pronounce and translate the sentences (correct when necessary)
3. Explain PERSONAL PRONOUN by stating a simple sentence with the idea that “Explain pronouns by saying “the substitute names of people and objects” “I don’t want to say Richard all the time, so I use HE”. Use the example

99

Student's book - Student's age: 8+

Lecture 20

**GARE**  
ESL TEACHING

Pronounce the words, read out the sentences below in English and translate them:

live, write, turn, bring, move, must, begin, love, hold, parent, office, research, door, court, clear, deadline, reason, strong, change, morning, economic and personal.

I would like to begin with a simple question.

I love you.

They were holding hands.

My parents are great.

Where is his office?

This is a fantastic research.

Could you close the door?

This is a criminal court.

Am I clear?

There is a dead body in the morgue.

Can I see your personal ID?

## Yellow Page

1. Pronounce the VERBS and ask the student to repeat them
2. Translate the verbs in the present and the past using the minimum words necessary to do so
3. Pronounce the NOUNS and ask the student to repeat them
4. Translate the nouns in the present and the past using the minimum words necessary to do so

1) Pronounce the verbs below in English and translate them to your native language:

a) **say / said:** \_\_\_\_\_ / \_\_\_\_\_

b) **go / went:** \_\_\_\_\_ / \_\_\_\_\_

c) **get / got:** \_\_\_\_\_ / \_\_\_\_\_

2) Pronounce the nouns below in English and translate them to your native language:

a) **man:** \_\_\_\_\_

b) **day:** \_\_\_\_\_

c) **life:** \_\_\_\_\_

d) **woman:** \_\_\_\_\_

e) **world:** \_\_\_\_\_

3) Pronounce the adjectives below in English and translate them to your native language:

a) **great:** \_\_\_\_\_

b) **big:** \_\_\_\_\_

c) **high:** \_\_\_\_\_

5. Pronounce the ADJECTIVES and ask the student to repeat them
6. Translate the adjectives in the present and the past using the minimum words necessary to do so
7. Pronounce the ADVERBS and ask the student to repeat them
8. Translate the adverbs in the present and the past using the minimum words necessary to do so
9. Ask the student to pronounce all the words

4) Pronounce the **personal pronouns** and the **objective personal pronouns** below in English and translate them to your native language:

- a) I / me: \_\_\_\_\_
- b) you / you: \_\_\_\_\_
- c) he / him: \_\_\_\_\_
- d) she / her: \_\_\_\_\_
- e) it / it: \_\_\_\_\_
- f) we / us: \_\_\_\_\_
- g) they / them: \_\_\_\_\_



## Gray Page

1. Ask what the verbs in bold mean in the L1
2. Ask the student to fill in the first gap, to pronounce the first sentence and to translate it
3. Translate to the students L1 the beginning of the sentence
4. Repeat this process with all sentences
5. Ask the student to pronounce all sentences

Exercise Two

Name: \_\_\_\_\_



These are the fifth, sixth, seventh and eighth most common verbs in the English Language according to the Corpus of Contemporary American English, aka COCA.

**say** #26 (says, say, said) **go** #31 (go, went, going), **get** #34 (got, getting, got)

- 1) Mom always \_\_\_\_\_ it is great to go out.  
Mom always says - \_\_\_\_\_
- 2) They \_\_\_\_\_ that life is good.  
They say - \_\_\_\_\_
- 3) A woman \_\_\_\_\_ nice things to me the other day.  
A woman said - \_\_\_\_\_
- 4) Every man needs to \_\_\_\_\_ out and see the world.  
Every man needs to go out - \_\_\_\_\_
- 5) I \_\_\_\_\_ to visit a big building.  
I went - \_\_\_\_\_
- 6) Are we \_\_\_\_\_ to the cinema?  
Are we going - \_\_\_\_\_

## Comic

1. Tell the student to ask if he/she do not know what a word means, and to write it down in the bottom of the page
2. Ask the student to read the comic out loud
3. Correct only when the pronunciation is too bad
4. Ask the student what is going on
5. Ask the student to read the comic again as homework and to underline the words that he/she doesn't know



# Lecture 21


## Blue Page

1. Ask the student to pronounce and translate the words (correct when necessary)
2. Ask the student to pronounce and translate the sentences (correct when necessary)
3. Explain PERSONAL PRONOUN by stating a simple sentence with the idea that “Explain pronouns by saying “the substitute names of people and objects” “I don’t want to say Richard all the time, so I use HE”. Use the example

104

Student's book - Student's age: 8+

Lecture 21

 GRE  
ESL TEACHING

Pronounce the words, read out the sentences below in English and translate them:

bring, move, must, begin, love, hold, read, stop, pay, parent, policy, care, office, research, court, clear, deadline, reason, change and personal.

He reads books every day.

We stopped at the traffic light.

He will pay for everything.

Wait a moment!

Is this street open?

What is your party's policy on immigration?

The book is on the table.

The standard of care at our local hospital is excellent.

Spain was an important military power in the 16th century.

She was the boss of a large international company.

## Yellow Page

1. Pronounce the VERBS and ask the student to repeat them
2. Translate the verbs in the present and the past using the minimum words necessary to do so
3. Pronounce the NOUNS and ask the student to repeat them
4. Translate the nouns in the present and the past using the minimum words necessary to do so

25

1) Pronounce the verbs below in English and translate them to your native language:

a) see / saw: \_\_\_\_\_ / \_\_\_\_\_

b) come / came: \_\_\_\_\_ / \_\_\_\_\_

c) take / took: \_\_\_\_\_ / \_\_\_\_\_

2) Pronounce the nouns below in English and translate them to your native language:

a) country: \_\_\_\_\_

b) week: \_\_\_\_\_

c) point: \_\_\_\_\_

d) hand: \_\_\_\_\_

e) group: \_\_\_\_\_

3) Pronounce the adjectives below in English and translate them to your native language:

a) small: \_\_\_\_\_

b) right: \_\_\_\_\_

c) large: \_\_\_\_\_

5. The ADJECTIVES and ask the student to repeat them
6. Translate the adjectives in the present and the past using the minimum words necessary to do so
7. Pronounce the ADVERBS and ask the student to repeat them
8. Translate the adverbs in the present and the past using the minimum words necessary to do so
9. Ask the student to pronounce all the words

26

- 4) Pronounce the **conjunctions** below in English and translate them to your native language:
- a) **and**: \_\_\_\_\_
  - b) **that**: \_\_\_\_\_
  - c) **but**: \_\_\_\_\_
- 5) Pronounce the **adverbs** below in English and translate them to your native language:
- a) **up**: \_\_\_\_\_
  - b) **out**: \_\_\_\_\_
  - c) **how**: \_\_\_\_\_

## Gray Page

1. Ask what the verbs in bold mean in the L1
2. Ask the student to fill in the first gap, to pronounce the first sentence and to translate it
3. Translate to the students L1 the beginning of the sentence
4. Repeat this process with all sentences
5. Ask the student to pronounce all sentences

27

### Exercise Five

These are the 56<sup>th</sup>, the 61<sup>st</sup> and the 63<sup>rd</sup> most common words in the English language according to the Corpus of Contemporary American English, aka COCA.



**see** #56 (see, saw, saw), **come** #61 (came, come, coming), **take** #63 (took, taking, take)

1) He will \_\_\_\_\_ a small house this week.

He will see - \_\_\_\_\_

2) Roberto and Stephen \_\_\_\_\_ the president.

They saw - \_\_\_\_\_

3) The small, old man \_\_\_\_\_ a large group of students.

The small, old man saw - \_\_\_\_\_

4) We \_\_\_\_\_ to this country last week.

We came - \_\_\_\_\_

5) I will \_\_\_\_\_ back to my house next week.

I will come back - \_\_\_\_\_

6) Are you \_\_\_\_\_ home this month or the next month?

Are you coming - \_\_\_\_\_

7) He just \_\_\_\_\_ her big, old car.

He just took - \_\_\_\_\_

8) I am \_\_\_\_\_ his hand out of the cold water.

I am taking - \_\_\_\_\_

9) If we want to survive, the right people need to \_\_\_\_\_ this seriously.

If we want to survive, the right people need to take - \_\_\_\_\_

Gustavo P. de Almeida

## Comic

1. Tell the student to ask if he/she do not know what a word means, and to write it down in the bottom of the page
2. Ask the student to read the comic out loud
3. Correct only when the pronunciation is too bad
4. Ask the student what is going on
5. Ask the student to read the comic again as homework and to underline the words that he/she doesn't know




# Lecture 22

## Blue Page

1. Ask the student to pronounce and translate the words (correct when necessary)
2. Ask the student to pronounce and translate the sentences (correct when necessary)
3. Explain PERSONAL PRONOUN by stating a simple sentence with the idea that “Explain pronouns by saying “the substitute names of people and objects” “I don’t want to say Richard all the time, so I use HE”. Use the example

109

Student's book - Student's age: 8+



Lecture 22

Pronounce the words, read out the sentences below in English and translate them:  
begin, love, hold, read, stop, pay, provide, lose, understand, policy, care, research, data, death, experience, certain, recent and available.

This book provides useful information about local services.

I've lost my ticket

Is there anyone here who understands Arabic?

The peace processes.

My English teacher is awesome.

The data is stored on a hard disk.

The disease causes thousands of deaths a year.

In my experience.

One thing is certain - he won't resign willingly.

Is that a recent photo?

Is this dress available in a larger size?

## Yellow Page

1. Pronounce the VERBS and ask the student to repeat them
2. Translate the verbs in the present and the past using the minimum words necessary to do so
3. Pronounce the NOUNS and ask the student to repeat them
4. Translate the nouns in the present and the past using the minimum words necessary to do so

25

1) Pronounce the verbs below in English and translate them to your native language:

a) **see / saw:** \_\_\_\_\_ / \_\_\_\_\_

b) **come / came:** \_\_\_\_\_ / \_\_\_\_\_

c) **take / took:** \_\_\_\_\_ / \_\_\_\_\_

2) Pronounce the nouns below in English and translate them to your native language:

a) **country:** \_\_\_\_\_

b) **week:** \_\_\_\_\_

c) **point:** \_\_\_\_\_

d) **hand:** \_\_\_\_\_

e) **group:** \_\_\_\_\_

3) Pronounce the adjectives below in English and translate them to your native language:

a) **small:** \_\_\_\_\_

b) **right:** \_\_\_\_\_

c) **large:** \_\_\_\_\_

5. The ADJECTIVES and ask the student to repeat them
6. Translate the adjectives in the present and the past using the minimum words necessary to do so
7. Pronounce the ADVERBS and ask the student to repeat them
8. Translate the adverbs in the present and the past using the minimum words necessary to do so
9. Ask the student to pronounce all the words

26

- 4) Pronounce the **conjunctions** below in English and translate them to your native language:
- a) **and**: \_\_\_\_\_
  - b) **that**: \_\_\_\_\_
  - c) **but**: \_\_\_\_\_
- 5) Pronounce the **adverbs** below in English and translate them to your native language:
- a) **up**: \_\_\_\_\_
  - b) **out**: \_\_\_\_\_
  - c) **how**: \_\_\_\_\_

## Gray Page

1. Ask what the verbs in bold mean in the L1
2. Ask the student to fill in the first gap, to pronounce the first sentence and to translate it
3. Translate to the students L1 the beginning of the sentence
4. Repeat this process with all sentences
5. Ask the student to pronounce all sentences

27

### Exercise Five

These are the 56<sup>th</sup>, the 61<sup>st</sup> and the 63<sup>rd</sup> most common words in the English language according to the Corpus of Contemporary American English, aka COCA.



**see** #56 (see, saw, saw), **come** #61 (came, come, coming), **take** #63 (took, taking, take)

1) He will \_\_\_\_\_ a small house this week.

He will see - \_\_\_\_\_

2) Roberto and Stephen \_\_\_\_\_ the president.

They saw - \_\_\_\_\_

3) The small, old man \_\_\_\_\_ a large group of students.

The small, old man saw - \_\_\_\_\_

4) We \_\_\_\_\_ to this country last week.

We came - \_\_\_\_\_

5) I will \_\_\_\_\_ back to my house next week.

I will come back - \_\_\_\_\_

6) Are you \_\_\_\_\_ home this month or the next month?

Are you coming - \_\_\_\_\_

7) He just \_\_\_\_\_ her big, old car.

He just took - \_\_\_\_\_

8) I am \_\_\_\_\_ his hand out of the cold water.

I am taking - \_\_\_\_\_

9) If we want to survive, the right people need to \_\_\_\_\_ this seriously.

If we want to survive, the right people need to take - \_\_\_\_\_

Gustavo P. Lemos

## Comic

1. Tell the student to ask if he/she do not know what a word means, and to write it down in the bottom of the page
2. Ask the student to read the comic out loud
3. Correct only when the pronunciation is too bad
4. Ask the student what is going on
5. Ask the student to read the comic again as homework and to underline the words that he/she doesn't know




# Lecture 23

## Blue Page

1. Ask the student to pronounce and translate the words (correct when necessary)
2. Ask the student to pronounce and translate the sentences (correct when necessary)
3. Explain PERSONAL PRONOUN by stating a simple sentence with the idea that “Explain pronouns by saying “the substitute names of people and objects” “I don’t want to say Richard all the time, so I use HE”. Use the example

114

Student's book - Student's age: 8+



Lecture 23

Pronounce the words, read out the sentences below in English and translate them:

read, stop, pay, provide, lose, understand, wait, meet, thank, policy, age, sense, ready, single, current, care, research, data, death, experience, certain, recent, and available.

The dentist kept me waiting for ages.

Would you like to meet my sister?

He thanked me for taking him home.

This is a five-year plan.

It's important for children to get a good education.

Do you know the age of that building?

Did you get any sense of how they might react?

We had a puppet show for Jamie's birthday party.

Are you ready to go?

The current president is single.

## Yellow Page

1. Pronounce the VERBS and ask the student to repeat them
2. Translate the verbs in the present and the past using the minimum words necessary to do so
3. Pronounce the NOUNS and ask the student to repeat them
4. Translate the nouns in the present and the past using the minimum words necessary to do so

25

1) Pronounce the verbs below in English and translate them to your native language:

a) see / saw: \_\_\_\_\_ / \_\_\_\_\_

b) come / came: \_\_\_\_\_ / \_\_\_\_\_

c) take / took: \_\_\_\_\_ / \_\_\_\_\_

2) Pronounce the nouns below in English and translate them to your native language:

a) country: \_\_\_\_\_

b) week: \_\_\_\_\_

c) point: \_\_\_\_\_

d) hand: \_\_\_\_\_

e) group: \_\_\_\_\_

3) Pronounce the adjectives below in English and translate them to your native language:

a) small: \_\_\_\_\_

b) right: \_\_\_\_\_

c) large: \_\_\_\_\_



5. The ADJECTIVES and ask the student to repeat them
6. Translate the adjectives in the present and the past using the minimum words necessary to do so
7. Pronounce the ADVERBS and ask the student to repeat them
8. Translate the adverbs in the present and the past using the minimum words necessary to do so
9. Ask the student to pronounce all the words

26

- 4) Pronounce the **conjunctions** below in English and translate them to your native language:
- a) **and**: \_\_\_\_\_
  - b) **that**: \_\_\_\_\_
  - c) **but**: \_\_\_\_\_
- 5) Pronounce the **adverbs** below in English and translate them to your native language:
- a) **up**: \_\_\_\_\_
  - b) **out**: \_\_\_\_\_
  - c) **how**: \_\_\_\_\_

## Gray Page

1. Ask what the verbs in bold mean in the L1
2. Ask the student to fill in the first gap, to pronounce the first sentence and to translate it
3. Translate to the students L1 the beginning of the sentence
4. Repeat this process with all sentences
5. Ask the student to pronounce all sentences

27

### Exercise Five

These are the 56<sup>th</sup>, the 61<sup>st</sup> and the 63<sup>rd</sup> most common words in the English language according to the Corpus of Contemporary American English, aka COCA.



**see** #56 (see, saw, saw), **come** #61 (came, come, coming), **take** #63 (took, taking, take)

1) He will \_\_\_\_\_ a small house this week.

He will see - \_\_\_\_\_

2) Roberto and Stephen \_\_\_\_\_ the president.

They saw - \_\_\_\_\_

3) The small, old man \_\_\_\_\_ a large group of students.

The small, old man saw - \_\_\_\_\_

4) We \_\_\_\_\_ to this country last week.

We came - \_\_\_\_\_

5) I will \_\_\_\_\_ back to my house next week.

I will come back - \_\_\_\_\_

6) Are you \_\_\_\_\_ home this month or the next month?

Are you coming - \_\_\_\_\_

7) He just \_\_\_\_\_ her big, old car.

He just took - \_\_\_\_\_

8) I am \_\_\_\_\_ his hand out of the cold water.

I am taking - \_\_\_\_\_

9) If we want to survive, the right people need to \_\_\_\_\_ this seriously.

If we want to survive, the right people need to take -

Gustavo P. de Almeida

## Comic

1. Tell the student to ask if he/she do not know what a word means, and to write it down in the bottom of the page
2. Ask the student to read the comic out loud
3. Correct only when the pronunciation is too bad
4. Ask the student what is going on
5. Ask the student to read the comic again as homework and to underline the words that he/she doesn't know




# Lecture 24

## Blue Page

1. Ask the student to pronounce and translate the words (correct when necessary)
2. Ask the student to pronounce and translate the sentences (correct when necessary)
3. Explain PERSONAL PRONOUN by stating a simple sentence with the idea that “Explain pronouns by saying “the substitute names of people and objects” “I don’t want to say Richard all the time, so I use HE”. Use the example

119

Student's book - Student's age: 8+

 GRE  
FOR TEACHERS

Lecture 24

Pronounce the words, read out the sentences below in English and translate them:

provide, lose, understand, wait, meet, thank, change, watch, sit, policy, age, sense, ready, college, current, mind, research, data, class, police, likely, general, and short.

She's just changed jobs.

I watched him get into a cab.

The dog sat in the carpet.

I met my husband when we were in college.

What kind of music do you listen to?

Do you mind?

Which class are you in this year?

Police officers are underpaid.

I'm likely to forget that.

There is a general good feeling about this.

I am not short.

## Yellow Page

1. Pronounce the VERBS and ask the student to repeat them
2. Translate the verbs in the present and the past using the minimum words necessary to do so
3. Pronounce the NOUNS and ask the student to repeat them
4. Translate the nouns in the present and the past using the minimum words necessary to do so

25

1) Pronounce the verbs below in English and translate them to your native language:

a) see / saw: \_\_\_\_\_ / \_\_\_\_\_

b) come / came: \_\_\_\_\_ / \_\_\_\_\_

c) take / took: \_\_\_\_\_ / \_\_\_\_\_

2) Pronounce the nouns below in English and translate them to your native language:

a) country: \_\_\_\_\_

b) week: \_\_\_\_\_

c) point: \_\_\_\_\_

d) hand: \_\_\_\_\_

e) group: \_\_\_\_\_

3) Pronounce the adjectives below in English and translate them to your native language:

a) small: \_\_\_\_\_

b) right: \_\_\_\_\_

c) large: \_\_\_\_\_

5. The ADJECTIVES and ask the student to repeat them
6. Translate the adjectives in the present and the past using the minimum words necessary to do so
7. Pronounce the ADVERBS and ask the student to repeat them
8. Translate the adverbs in the present and the past using the minimum words necessary to do so
9. Ask the student to pronounce all the words

26

- 4) Pronounce the **conjunctions** below in English and translate them to your native language:
- a) **and**: \_\_\_\_\_
  - b) **that**: \_\_\_\_\_
  - c) **but**: \_\_\_\_\_
- 5) Pronounce the **adverbs** below in English and translate them to your native language:
- a) **up**: \_\_\_\_\_
  - b) **out**: \_\_\_\_\_
  - c) **how**: \_\_\_\_\_

## Gray Page

1. Ask what the verbs in bold mean in the L1
2. Ask the student to fill in the first gap, to pronounce the first sentence and to translate it
3. Translate to the students L1 the beginning of the sentence
4. Repeat this process with all sentences
5. Ask the student to pronounce all sentences

27

### Exercise Five

These are the 50<sup>th</sup>, the 61<sup>st</sup> and the 63<sup>rd</sup> most common words in the English language according to the Corpus of Contemporary American English, aka COCA.



**see** #56 (see, saw, saw), **come** #61 (came, come, coming), **take** #63 (took, taking, take)

1) He will \_\_\_\_\_ a small house this week.

He will see - \_\_\_\_\_

2) Roberto and Stephen \_\_\_\_\_ the president.

They saw - \_\_\_\_\_

3) The small, old man \_\_\_\_\_ a large group of students.

The small, old man saw - \_\_\_\_\_

4) We \_\_\_\_\_ to this country last week.

We came - \_\_\_\_\_

5) I will \_\_\_\_\_ back to my house next week.

I will come back - \_\_\_\_\_

6) Are you \_\_\_\_\_ home this month or the next month?

Are you coming - \_\_\_\_\_

7) He just \_\_\_\_\_ her big, old car.

He just took - \_\_\_\_\_

8) I am \_\_\_\_\_ his hand out of the cold water.

I am taking - \_\_\_\_\_

9) If we want to survive, the right people need to \_\_\_\_\_ this seriously.

If we want to survive, the right people need to take - \_\_\_\_\_

Gustavo P. Lemos

## Comic

1. Tell the student to ask if he/she do not know what a word means, and to write it down in the bottom of the page
2. Ask the student to read the comic out loud
3. Correct only when the pronunciation is too bad
4. Ask the student what is going on
5. Ask the student to read the comic again as homework and to underline the words that he/she doesn't know




# Lecture 25

## Blue Page

1. Ask the student to pronounce and translate the words (correct when necessary)
2. Ask the student to pronounce and translate the sentences (correct when necessary)
3. Explain PERSONAL PRONOUN by stating a simple sentence with the idea that “Explain pronouns by saying “the substitute names of people and objects” “I don’t want to say Richard all the time, so I use HE”. Use the example

124

Student's book - Student's age: 8+

 GARE  
ESL TEACHING

Lecture 25

Pronounce the words, read out the sentences below in English and translate them:

wait, meet, thank, change, watch, sit, create, learn, kill, use, effect,  
season, tax, heart, close, mind, police, likely, and medical.

Charles Schulz created the characters "Snoopy".

I learned English when I was 15 years old.

He killed the cockroach.

I don't see any use for watches.

It didn't have any effect.

The football season begins in August.

Tax cuts are always popular.

Emilia's heart was beating fast.

This is a red t-shirt.

He is a close friend.

I need medical advice.

## Yellow Page

1. Pronounce the VERBS and ask the student to repeat them
2. Translate the verbs in the present and the past using the minimum words necessary to do so
3. Pronounce the NOUNS and ask the student to repeat them
4. Translate the nouns in the present and the past using the minimum words necessary to do so

25

1) Pronounce the **verbs** below in English and translate them to your native language:

a) **see / saw:** \_\_\_\_\_ / \_\_\_\_\_

b) **come / came:** \_\_\_\_\_ / \_\_\_\_\_

c) **take / took:** \_\_\_\_\_ / \_\_\_\_\_

2) Pronounce the **nouns** below in English and translate them to your native language:

a) **country:** \_\_\_\_\_

b) **week:** \_\_\_\_\_

c) **point:** \_\_\_\_\_

d) **hand:** \_\_\_\_\_

e) **group:** \_\_\_\_\_

3) Pronounce the **adjectives** below in English and translate them to your native language:

a) **small:** \_\_\_\_\_

b) **right:** \_\_\_\_\_

c) **large:** \_\_\_\_\_

5. The ADJECTIVES and ask the student to repeat them
6. Translate the adjectives in the present and the past using the minimum words necessary to do so
7. Pronounce the ADVERBS and ask the student to repeat them
8. Translate the adverbs in the present and the past using the minimum words necessary to do so
9. Ask the student to pronounce all the words

26

- 4) Pronounce the **conjunctions** below in English and translate them to your native language:
- a) **and**: \_\_\_\_\_
  - b) **that**: \_\_\_\_\_
  - c) **but**: \_\_\_\_\_
- 5) Pronounce the **adverbs** below in English and translate them to your native language:
- a) **up**: \_\_\_\_\_
  - b) **out**: \_\_\_\_\_
  - c) **how**: \_\_\_\_\_

## Gray Page

1. Ask what the verbs in bold mean in the L1
2. Ask the student to fill in the first gap, to pronounce the first sentence and to translate it
3. Translate to the students L1 the beginning of the sentence
4. Repeat this process with all sentences
5. Ask the student to pronounce all sentences

27

### Exercise Five

These are the 56<sup>th</sup>, the 61<sup>st</sup> and the 63<sup>rd</sup> most common words in the English language according to the Corpus of Contemporary American English, aka COCA.



**see** #56 (see, saw, saw), **come** #61 (came, come, coming), **take** #63 (took, taking, take)

1) He will \_\_\_\_\_ a small house this week.

He will see - \_\_\_\_\_

2) Roberto and Stephen \_\_\_\_\_ the president.

They saw - \_\_\_\_\_

3) The small, old man \_\_\_\_\_ a large group of students.

The small, old man saw - \_\_\_\_\_

4) We \_\_\_\_\_ to this country last week.

We came - \_\_\_\_\_

5) I will \_\_\_\_\_ back to my house next week.

I will come back - \_\_\_\_\_

6) Are you \_\_\_\_\_ home this month or the next month?

Are you coming - \_\_\_\_\_

7) He just \_\_\_\_\_ her big, old car.

He just took - \_\_\_\_\_

8) I am \_\_\_\_\_ his hand out of the cold water.

I am taking - \_\_\_\_\_

9) If we want to survive, the right people need to \_\_\_\_\_ this seriously.

If we want to survive, the right people need to take - \_\_\_\_\_

\_\_\_\_\_

\_\_\_\_\_

## Comic

1. Tell the student to ask if he/she do not know what a word means, and to write it down in the bottom of the page
2. Ask the student to read the comic out loud
3. Correct only when the pronunciation is too bad
4. Ask the student what is going on
5. Ask the student to read the comic again as homework and to underline the words that he/she doesn't know






# Lecture 26

## Blue Page

4. Ask the student to pronounce and translate the words (correct when necessary)
5. Ask the student to pronounce and translate the sentences (correct when necessary)
6. Explain PERSONAL PRONOUN by stating a simple sentence with the idea that “Explain pronouns by saying “the substitute names of people and objects” “I don’t want to say Richard all the time, so I use HE”. Use the example

24

Student's book - Student's age: 8+

 GRE  
ESL TEACHING

Lecture 5

Pronounce the words, read out the sentences below in English and translate them:

can, know, will, would, make, think, life, great, high, I, he, she, it, we, they, child, old, bad, so, just, house, part, place, problem, American, little, sure, a, an, and the

I will be there.

This is my year.

She was doing good things.

He had to help the people.

Do you like chocolates?

I can't see anything.

Are we going to the cinema?

I would like to have a house full of young students.

He made a toy.

The woman is thinking about how to get out of this place.

What is a conjunction?  
A conjunction is the glue that holds words and phrases. / I like big houses and / I like to travel.

## Yellow Page

10. Pronounce the VERBS and ask the student to repeat them
11. Translate the verbs in the present and the past using the minimum words necessary to do so
12. Pronounce the NOUNS and ask the student to repeat them
13. Translate the nouns in the present and the past using the minimum words necessary to do so

25

1) Pronounce the **verbs** below in English and translate them to your native language:

a) **see / saw:** \_\_\_\_\_ / \_\_\_\_\_

b) **come / came:** \_\_\_\_\_ / \_\_\_\_\_

c) **take / took:** \_\_\_\_\_ / \_\_\_\_\_

2) Pronounce the **nouns** below in English and translate them to your native language:

a) **country:** \_\_\_\_\_

b) **week:** \_\_\_\_\_

c) **point:** \_\_\_\_\_

d) **hand:** \_\_\_\_\_

e) **group:** \_\_\_\_\_

3) Pronounce the **adjectives** below in English and translate them to your native language:

a) **small:** \_\_\_\_\_

b) **right:** \_\_\_\_\_

c) **large:** \_\_\_\_\_

14. the ADJECTIVES and ask the student to repeat them
15. Translate the adjectives in the present and the past using the minimum words necessary to do so
16. Pronounce the ADVERBS and ask the student to repeat them
17. Translate the adverbs in the present and the past using the minimum words necessary to do so
18. Ask the student to pronounce all the words

26

- 4) Pronounce the **conjunctions** below in English and translate them to your native language:
- a) **and**: \_\_\_\_\_
  - b) **that**: \_\_\_\_\_
  - c) **but**: \_\_\_\_\_
- 5) Pronounce the **adverbs** below in English and translate them to your native language:
- a) **up**: \_\_\_\_\_
  - b) **out**: \_\_\_\_\_
  - c) **how**: \_\_\_\_\_

## Gray Page

4. Ask what the verbs in bold mean in the L1
5. Ask the student to fill in the first gap, to pronounce the first sentence and to translate it
6. Translate to the students L1 the beginning of the sentence
7. Repeat this process with all sentences
8. Ask the student to pronounce all sentences

27

### Exercise Five

These are the 56<sup>th</sup>, the 61<sup>st</sup> and the 63<sup>rd</sup> most common words in the English language according to the Corpus of Contemporary American English, aka COCA.



**see** #56 (see, saw, saw), **come** #61 (came, come, coming), **take** #63 (took, taking, take)

1) He will \_\_\_\_\_ a small house this week.

He will see - \_\_\_\_\_

2) Roberto and Stephen \_\_\_\_\_ the president.

They saw - \_\_\_\_\_

3) The small, old man \_\_\_\_\_ a large group of students.

The small, old man saw - \_\_\_\_\_

4) We \_\_\_\_\_ to this country last week.

We came - \_\_\_\_\_

5) I will \_\_\_\_\_ back to my house next week.

I will come back - \_\_\_\_\_

6) Are you \_\_\_\_\_ home this month or the next month?

Are you coming - \_\_\_\_\_

7) He just \_\_\_\_\_ her big, old car.

He just took - \_\_\_\_\_

8) I am \_\_\_\_\_ his hand out of the cold water.

I am taking - \_\_\_\_\_

9) If we want to survive, the right people need to \_\_\_\_\_ this seriously.

If we want to survive, the right people need to take - \_\_\_\_\_

\_\_\_\_\_

\_\_\_\_\_

## Comic

6. Tell the student to ask if he/she do not know what a word means, and to write it down in the bottom of the page
7. Ask the student to read the comic out loud
8. Correct only when the pronunciation is too bad
9. Ask the student what is going on
10. Ask the student to read the comic again as homework and to underline the words that he/she doesn't know




# Lecture 27

## Blue Page

7. Ask the student to pronounce and translate the words (correct when necessary)
8. Ask the student to pronounce and translate the sentences (correct when necessary)
9. Explain PERSONAL PRONOUN by stating a simple sentence with the idea that “Explain pronouns by saying “the substitute names of people and objects” “I don’t want to say Richard all the time, so I use HE”. Use the example

24

Student's book - Student's age: 8+

 GRE  
ESL TEACHING

Lecture 5

Pronounce the words, read out the sentences below in English and translate them:

**can, know, will, would, make, think, life, great, high, I, he, she, it, we, they, child, old, bad, so, just, house, part, place, problem, American, little, sure, a, an, and the**

**I will be there.**

**This is my year.**

**She was doing good things.**

**He had to help the people.**

**Do you like chocolates?**

**I can't see anything.**

**Are we going to the cinema?**

**I would like to have a house full of young students.**

**He made a toy.**

**The woman is thinking about how to get out of this place.**

What is a conjunction?  
A conjunction is the glue that holds words and phrases. / I like big houses and / I like to travel.

## Yellow Page

19. Pronounce the VERBS and ask the student to repeat them
20. Translate the verbs in the present and the past using the minimum words necessary to do so
21. Pronounce the NOUNS and ask the student to repeat them
22. Translate the nouns in the present and the past using the minimum words necessary to do so

25

1) Pronounce the **verbs** below in English and translate them to your native language:

a) **see / saw:** \_\_\_\_\_ / \_\_\_\_\_

b) **come / came:** \_\_\_\_\_ / \_\_\_\_\_

c) **take / took:** \_\_\_\_\_ / \_\_\_\_\_

2) Pronounce the **nouns** below in English and translate them to your native language:

a) **country:** \_\_\_\_\_

b) **week:** \_\_\_\_\_

c) **point:** \_\_\_\_\_

d) **hand:** \_\_\_\_\_

e) **group:** \_\_\_\_\_

3) Pronounce the **adjectives** below in English and translate them to your native language:

a) **small:** \_\_\_\_\_

b) **right:** \_\_\_\_\_

c) **large:** \_\_\_\_\_

23. the ADJECTIVES and ask the student to repeat them
24. Translate the adjectives in the present and the past using the minimum words necessary to do so
25. Pronounce the ADVERBS and ask the student to repeat them
26. Translate the adverbs in the present and the past using the minimum words necessary to do so
27. Ask the student to pronounce all the words

26

- 4) Pronounce the **conjunctions** below in English and translate them to your native language:
- a) **and**: \_\_\_\_\_
  - b) **that**: \_\_\_\_\_
  - c) **but**: \_\_\_\_\_
- 5) Pronounce the **adverbs** below in English and translate them to your native language:
- a) **up**: \_\_\_\_\_
  - b) **out**: \_\_\_\_\_
  - c) **how**: \_\_\_\_\_

## Gray Page

9. Ask what the verbs in bold mean in the L1
10. Ask the student to fill in the first gap, to pronounce the first sentence and to translate it
11. Translate to the students L1 the beginning of the sentence
12. Repeat this process with all sentences
13. Ask the student to pronounce all sentences

27

### Exercise Five

These are the 56<sup>th</sup>, the 61<sup>st</sup> and the 63<sup>rd</sup> most common words in the English language according to the Corpus of Contemporary American English, aka COCA.



**see** #56 (see, saw, saw), **come** #61 (came, come, coming), **take** #63 (took, taking, take)

1) He will \_\_\_\_\_ a small house this week.

He will see - \_\_\_\_\_

2) Roberto and Stephen \_\_\_\_\_ the president.

They saw - \_\_\_\_\_

3) The small, old man \_\_\_\_\_ a large group of students.

The small, old man saw - \_\_\_\_\_

4) We \_\_\_\_\_ to this country last week.

We came - \_\_\_\_\_

5) I will \_\_\_\_\_ back to my house next week.

I will come back - \_\_\_\_\_

6) Are you \_\_\_\_\_ home this month or the next month?

Are you coming - \_\_\_\_\_

7) He just \_\_\_\_\_ her big, old car.

He just took - \_\_\_\_\_

8) I am \_\_\_\_\_ his hand out of the cold water.

I am taking - \_\_\_\_\_

9) If we want to survive, the right people need to \_\_\_\_\_ this seriously.

If we want to survive, the right people need to take - \_\_\_\_\_

\_\_\_\_\_

\_\_\_\_\_

## Comic

11. Tell the student to ask if he/she do not know what a word means, and to write it down in the bottom of the page
12. Ask the student to read the comic out loud
13. Correct only when the pronunciation is too bad
14. Ask the student what is going on
15. Ask the student to read the comic again as homework and to underline the words that he/she doesn't know




# Lecture 28

## Blue Page

10. Ask the student to pronounce and translate the words (correct when necessary)
11. Ask the student to pronounce and translate the sentences (correct when necessary)
12. Explain PERSONAL PRONOUN by stating a simple sentence with the idea that “Explain pronouns by saying “the substitute names of people and objects” “I don’t want to say Richard all the time, so I use HE”. Use the example

24

Student's book - Student's age: 8+

 GRE  
ESL TEACHING

Lecture 5

Pronounce the words, read out the sentences below in English and translate them:

can, know, will, would, make, think, life, great, high, I, he, she, it, we, they, child, old, bad, so, just, house, part, place, problem, American, little, sure, a, an, and the

I will be there.

This is my year.

She was doing good things.

He had to help the people.

Do you like chocolates?

I can't see anything.

Are we going to the cinema?

I would like to have a house full of young students.

He made a toy.

The woman is thinking about how to get out of this place.

What is a conjunction?  
A conjunction is the glue that holds words and phrases. / like big houses and / like to travel.

## Yellow Page

28. Pronounce the VERBS and ask the student to repeat them
29. Translate the verbs in the present and the past using the minimum words necessary to do so
30. Pronounce the NOUNS and ask the student to repeat them
31. Translate the nouns in the present and the past using the minimum words necessary to do so

25

1) Pronounce the **verbs** below in English and translate them to your native language:

a) **see / saw:** \_\_\_\_\_ / \_\_\_\_\_

b) **come / came:** \_\_\_\_\_ / \_\_\_\_\_

c) **take / took:** \_\_\_\_\_ / \_\_\_\_\_

2) Pronounce the **nouns** below in English and translate them to your native language:

a) **country:** \_\_\_\_\_

b) **week:** \_\_\_\_\_

c) **point:** \_\_\_\_\_

d) **hand:** \_\_\_\_\_

e) **group:** \_\_\_\_\_

3) Pronounce the **adjectives** below in English and translate them to your native language:

a) **small:** \_\_\_\_\_

b) **right:** \_\_\_\_\_

c) **large:** \_\_\_\_\_

32. the ADJECTIVES and ask the student to repeat them
33. Translate the adjectives in the present and the past using the minimum words necessary to do so
34. Pronounce the ADVERBS and ask the student to repeat them
35. Translate the adverbs in the present and the past using the minimum words necessary to do so
36. Ask the student to pronounce all the words

26

- 4) Pronounce the **conjunctions** below in English and translate them to your native language:
- a) **and**: \_\_\_\_\_
  - b) **that**: \_\_\_\_\_
  - c) **but**: \_\_\_\_\_
- 5) Pronounce the **adverbs** below in English and translate them to your native language:
- a) **up**: \_\_\_\_\_
  - b) **out**: \_\_\_\_\_
  - c) **how**: \_\_\_\_\_

## Gray Page

14. Ask what the verbs in bold mean in the L1
15. Ask the student to fill in the first gap, to pronounce the first sentence and to translate it
16. Translate to the students L1 the beginning of the sentence
17. Repeat this process with all sentences
18. Ask the student to pronounce all sentences

27

### Exercise Five

These are the 56<sup>th</sup>, the 61<sup>st</sup> and the 63<sup>rd</sup> most common words in the English language according to the Corpus of Contemporary American English, aka COCA.



**see** #56 (see, saw, saw), **come** #61 (came, come, coming), **take** #63 (took, taking, take)

1) He will \_\_\_\_\_ a small house this week.

He will see - \_\_\_\_\_

2) Roberto and Stephen \_\_\_\_\_ the president.

They saw - \_\_\_\_\_

3) The small, old man \_\_\_\_\_ a large group of students.

The small, old man saw - \_\_\_\_\_

4) We \_\_\_\_\_ to this country last week.

We came - \_\_\_\_\_

5) I will \_\_\_\_\_ back to my house next week.

I will come back - \_\_\_\_\_



6) Are you \_\_\_\_\_ home this month or the next month?

Are you coming - \_\_\_\_\_

7) He just \_\_\_\_\_ her big, old car.

He just took - \_\_\_\_\_

8) I am \_\_\_\_\_ his hand out of the cold water.

I am taking - \_\_\_\_\_

9) If we want to survive, the right people need to \_\_\_\_\_ this seriously.

If we want to survive, the right people need to take - \_\_\_\_\_

\_\_\_\_\_

\_\_\_\_\_

## Comic

16. Tell the student to ask if he/she do not know what a word means, and to write it down in the bottom of the page
17. Ask the student to read the comic out loud
18. Correct only when the pronunciation is too bad
19. Ask the student what is going on
20. Ask the student to read the comic again as homework and to underline the words that he/she doesn't know




# Lecture 29

## Blue Page

13. Ask the student to pronounce and translate the words (correct when necessary)
14. Ask the student to pronounce and translate the sentences (correct when necessary)
15. Explain PERSONAL PRONOUN by stating a simple sentence with the idea that “Explain pronouns by saying “the substitute names of people and objects” “I don’t want to say Richard all the time, so I use HE”. Use the example

24

Student's book - Student's age: 8+

 GRE  
ESL TEACHING

Lecture 5

Pronounce the words, read out the sentences below in English and translate them:

can, know, will, would, make, think, life, great, high, I, he, she, it, we, they, child, old, bad, so, just, house, part, place, problem, American, little, sure, a, an, and the

I will be there.

This is my year.

She was doing good things.

He had to help the people.

Do you like chocolates?

I can't see anything.

Are we going to the cinema?

I would like to have a house full of young students.

He made a toy.

The woman is thinking about how to get out of this place.

What is a conjunction?  
A conjunction is the glue that holds words and phrases. / I like big houses and / I like to travel.

## Yellow Page

37. Pronounce the VERBS and ask the student to repeat them
38. Translate the verbs in the present and the past using the minimum words necessary to do so
39. Pronounce the NOUNS and ask the student to repeat them
40. Translate the nouns in the present and the past using the minimum words necessary to do so

25

1) Pronounce the **verbs** below in English and translate them to your native language:

a) **see / saw:** \_\_\_\_\_ / \_\_\_\_\_

b) **come / came:** \_\_\_\_\_ / \_\_\_\_\_

c) **take / took:** \_\_\_\_\_ / \_\_\_\_\_

2) Pronounce the **nouns** below in English and translate them to your native language:

a) **country:** \_\_\_\_\_

b) **week:** \_\_\_\_\_

c) **point:** \_\_\_\_\_

d) **hand:** \_\_\_\_\_

e) **group:** \_\_\_\_\_

3) Pronounce the **adjectives** below in English and translate them to your native language:

a) **small:** \_\_\_\_\_

b) **right:** \_\_\_\_\_

c) **large:** \_\_\_\_\_

41. the ADJECTIVES and ask the student to repeat them
42. Translate the adjectives in the present and the past using the minimum words necessary to do so
43. Pronounce the ADVERBS and ask the student to repeat them
44. Translate the adverbs in the present and the past using the minimum words necessary to do so
45. Ask the student to pronounce all the words

26

- 4) Pronounce the **conjunctions** below in English and translate them to your native language:
- a) **and**: \_\_\_\_\_
  - b) **that**: \_\_\_\_\_
  - c) **but**: \_\_\_\_\_
- 5) Pronounce the **adverbs** below in English and translate them to your native language:
- a) **up**: \_\_\_\_\_
  - b) **out**: \_\_\_\_\_
  - c) **how**: \_\_\_\_\_

## Gray Page

19. Ask what the verbs in bold mean in the L1
20. Ask the student to fill in the first gap, to pronounce the first sentence and to translate it
21. Translate to the students L1 the beginning of the sentence
22. Repeat this process with all sentences
23. Ask the student to pronounce all sentences

27

### Exercise Five

These are the 56<sup>th</sup>, the 61<sup>st</sup> and the 63<sup>rd</sup> most common words in the English language according to the Corpus of Contemporary American English, aka COCA.



**see** #56 (see, saw, saw), **come** #61 (came, come, coming), **take** #63 (took, taking, take)

1) He will \_\_\_\_\_ a small house this week.

He will see - \_\_\_\_\_

2) Roberto and Stephen \_\_\_\_\_ the president.

They saw - \_\_\_\_\_

3) The small, old man \_\_\_\_\_ a large group of students.

The small, old man saw - \_\_\_\_\_

4) We \_\_\_\_\_ to this country last week.

We came - \_\_\_\_\_

5) I will \_\_\_\_\_ back to my house next week.

I will come back - \_\_\_\_\_

6) Are you \_\_\_\_\_ home this month or the next month?

Are you coming - \_\_\_\_\_

7) He just \_\_\_\_\_ her big, old car.

He just took - \_\_\_\_\_

8) I am \_\_\_\_\_ his hand out of the cold water.

I am taking - \_\_\_\_\_

9) If we want to survive, the right people need to \_\_\_\_\_ this seriously.

If we want to survive, the right people need to take - \_\_\_\_\_

\_\_\_\_\_

\_\_\_\_\_

## Comic

21. Tell the student to ask if he/she do not know what a word means, and to write it down in the bottom of the page
22. Ask the student to read the comic out loud
23. Correct only when the pronunciation is too bad
24. Ask the student what is going on
25. Ask the student to read the comic again as homework and to underline the words that he/she doesn't know




# Lecture 30

## Blue Page

16. Ask the student to pronounce and translate the words (correct when necessary)
17. Ask the student to pronounce and translate the sentences (correct when necessary)
18. Explain PERSONAL PRONOUN by stating a simple sentence with the idea that “Explain pronouns by saying “the substitute names of people and objects” “I don’t want to say Richard all the time, so I use HE”. Use the example

24

Student's book - Student's age: 8+

 GRE  
ESL TEACHING

Lecture 5

Pronounce the words, read out the sentences below in English and translate them:

can, know, will, would, make, think, life, great, high, I, he, she, it, we, they, child, old, bad, so, just, house, part, place, problem, American, little, sure, a, an, and the

I will be there.

This is my year.

She was doing good things.

He had to help the people.

Do you like chocolates?

I can't see anything.

Are we going to the cinema?

I would like to have a house full of young students.

He made a toy.

The woman is thinking about how to get out of this place.

What is a conjunction?  
A conjunction is the glue that holds words and phrases. / I like big houses and / I like to travel.

## Yellow Page

46. Pronounce the VERBS and ask the student to repeat them
47. Translate the verbs in the present and the past using the minimum words necessary to do so
48. Pronounce the NOUNS and ask the student to repeat them
49. Translate the nouns in the present and the past using the minimum words necessary to do so

25

1) Pronounce the **verbs** below in English and translate them to your native language:

a) **see / saw:** \_\_\_\_\_ / \_\_\_\_\_

b) **come / came:** \_\_\_\_\_ / \_\_\_\_\_

c) **take / took:** \_\_\_\_\_ / \_\_\_\_\_

2) Pronounce the **nouns** below in English and translate them to your native language:

a) **country:** \_\_\_\_\_

b) **week:** \_\_\_\_\_

c) **point:** \_\_\_\_\_

d) **hand:** \_\_\_\_\_

e) **group:** \_\_\_\_\_

3) Pronounce the **adjectives** below in English and translate them to your native language:

a) **small:** \_\_\_\_\_

b) **right:** \_\_\_\_\_

c) **large:** \_\_\_\_\_

50. the ADJECTIVES and ask the student to repeat them
51. Translate the adjectives in the present and the past using the minimum words necessary to do so
52. Pronounce the ADVERBS and ask the student to repeat them
53. Translate the adverbs in the present and the past using the minimum words necessary to do so
54. Ask the student to pronounce all the words

26

- 4) Pronounce the **conjunctions** below in English and translate them to your native language:
- a) **and**: \_\_\_\_\_
  - b) **that**: \_\_\_\_\_
  - c) **but**: \_\_\_\_\_
- 5) Pronounce the **adverbs** below in English and translate them to your native language:
- a) **up**: \_\_\_\_\_
  - b) **out**: \_\_\_\_\_
  - c) **how**: \_\_\_\_\_

## Gray Page

24. Ask what the verbs in bold mean in the L1
25. Ask the student to fill in the first gap, to pronounce the first sentence and to translate it
26. Translate to the students L1 the beginning of the sentence
27. Repeat this process with all sentences
28. Ask the student to pronounce all sentences

27

### Exercise Five

These are the 56<sup>th</sup>, the 61<sup>st</sup> and the 63<sup>rd</sup> most common words in the English language according to the Corpus of Contemporary American English, aka COCA.



**see** #56 (see, saw, saw), **come** #61 (came, come, coming), **take** #63 (took, taking, take)

1) He will \_\_\_\_\_ a small house this week.

He will see - \_\_\_\_\_

2) Roberto and Stephen \_\_\_\_\_ the president.

They saw - \_\_\_\_\_

3) The small, old man \_\_\_\_\_ a large group of students.

The small, old man saw - \_\_\_\_\_

4) We \_\_\_\_\_ to this country last week.

We came - \_\_\_\_\_

5) I will \_\_\_\_\_ back to my house next week.

I will come back - \_\_\_\_\_

6) Are you \_\_\_\_\_ home this month or the next month?

Are you coming - \_\_\_\_\_

7) He just \_\_\_\_\_ her big, old car.

He just took - \_\_\_\_\_

8) I am \_\_\_\_\_ his hand out of the cold water.

I am taking - \_\_\_\_\_

9) If we want to survive, the right people need to \_\_\_\_\_ this seriously.

If we want to survive, the right people need to take - \_\_\_\_\_

\_\_\_\_\_

\_\_\_\_\_

## Comic

26. Tell the student to ask if he/she do not know what a word means, and to write it down in the bottom of the page
27. Ask the student to read the comic out loud
28. Correct only when the pronunciation is too bad
29. Ask the student what is going on
30. Ask the student to read the comic again as homework and to underline the words that he/she doesn't know




# Lecture 31

## Blue Page

19. Ask the student to pronounce and translate the words (correct when necessary)
20. Ask the student to pronounce and translate the sentences (correct when necessary)
21. Explain PERSONAL PRONOUN by stating a simple sentence with the idea that “Explain pronouns by saying “the substitute names of people and objects” “I don’t want to say Richard all the time, so I use HE”. Use the example

24

Student's book - Student's age: 8+

 GRE  
ESL TEACHING

Lecture 5

Pronounce the words, read out the sentences below in English and translate them:

can, know, will, would, make, think, life, great, high, I, he, she, it, we, they, child, old, bad, so, just, house, part, place, problem, American, little, sure, a, an, and the

I will be there.

This is my year.

She was doing good things.

He had to help the people.

Do you like chocolates?

I can't see anything.

Are we going to the cinema?

I would like to have a house full of young students.

He made a toy.

The woman is thinking about how to get out of this place.

What is a conjunction?  
A conjunction is the glue that holds words and phrases. / I like big houses and / I like to travel.

## Yellow Page

55. Pronounce the VERBS and ask the student to repeat them
56. Translate the verbs in the present and the past using the minimum words necessary to do so
57. Pronounce the NOUNS and ask the student to repeat them
58. Translate the nouns in the present and the past using the minimum words necessary to do so

25

1) Pronounce the **verbs** below in English and translate them to your native language:

a) **see / saw:** \_\_\_\_\_ / \_\_\_\_\_

b) **come / came:** \_\_\_\_\_ / \_\_\_\_\_

c) **take / took:** \_\_\_\_\_ / \_\_\_\_\_

2) Pronounce the **nouns** below in English and translate them to your native language:

a) **country:** \_\_\_\_\_

b) **week:** \_\_\_\_\_

c) **point:** \_\_\_\_\_

d) **hand:** \_\_\_\_\_

e) **group:** \_\_\_\_\_

3) Pronounce the **adjectives** below in English and translate them to your native language:

a) **small:** \_\_\_\_\_

b) **right:** \_\_\_\_\_

c) **large:** \_\_\_\_\_



59. the ADJECTIVES and ask the student to repeat them
60. Translate the adjectives in the present and the past using the minimum words necessary to do so
61. Pronounce the ADVERBS and ask the student to repeat them
62. Translate the adverbs in the present and the past using the minimum words necessary to do so
63. Ask the student to pronounce all the words

26

- 4) Pronounce the **conjunctions** below in English and translate them to your native language:
- a) **and**: \_\_\_\_\_
  - b) **that**: \_\_\_\_\_
  - c) **but**: \_\_\_\_\_
- 5) Pronounce the **adverbs** below in English and translate them to your native language:
- a) **up**: \_\_\_\_\_
  - b) **out**: \_\_\_\_\_
  - c) **how**: \_\_\_\_\_

## Gray Page

29. Ask what the verbs in bold mean in the L1
30. Ask the student to fill in the first gap, to pronounce the first sentence and to translate it
31. Translate to the students L1 the beginning of the sentence
32. Repeat this process with all sentences
33. Ask the student to pronounce all sentences

27

### Exercise Five

These are the 56<sup>th</sup>, the 61<sup>st</sup> and the 63<sup>rd</sup> most common words in the English language according to the Corpus of Contemporary American English, aka COCA.



**see** #56 (see, saw, saw), **come** #61 (came, come, coming), **take** #63 (took, taking, take)

1) He will \_\_\_\_\_ a small house this week.

He will see - \_\_\_\_\_

2) Roberto and Stephen \_\_\_\_\_ the president.

They saw - \_\_\_\_\_

3) The small, old man \_\_\_\_\_ a large group of students.

The small, old man saw - \_\_\_\_\_

4) We \_\_\_\_\_ to this country last week.

We came - \_\_\_\_\_

5) I will \_\_\_\_\_ back to my house next week.

I will come back - \_\_\_\_\_

6) Are you \_\_\_\_\_ home this month or the next month?

Are you coming - \_\_\_\_\_

7) He just \_\_\_\_\_ her big, old car.

He just took - \_\_\_\_\_

8) I am \_\_\_\_\_ his hand out of the cold water.

I am taking - \_\_\_\_\_

9) If we want to survive, the right people need to \_\_\_\_\_ this seriously.

If we want to survive, the right people need to take - \_\_\_\_\_

\_\_\_\_\_

\_\_\_\_\_

## Comic

31. Tell the student to ask if he/she do not know what a word means, and to write it down in the bottom of the page
32. Ask the student to read the comic out loud
33. Correct only when the pronunciation is too bad
34. Ask the student what is going on
35. Ask the student to read the comic again as homework and to underline the words that he/she doesn't know




## Lecture 32

### Blue Page

22. Ask the student to pronounce and translate the words (correct when necessary)
23. Ask the student to pronounce and translate the sentences (correct when necessary)
24. Explain PERSONAL PRONOUN by stating a simple sentence with the idea that “Explain pronouns by saying “the substitute names of people and objects” “I don’t want to say Richard all the time, so I use HE”. Use the example

24

Student's book - Student's age: 8+



Lecture 5

Pronounce the words, read out the sentences below in English and translate them:

can, know, will, would, make, think, life, great, high, I, he, she, it, we, they, child, old, bad, so, just, house, part, place, problem, American, little, sure, a, an, and the

I will be there.

This is my year.

She was doing good things.

He had to help the people.

Do you like chocolates?

I can't see anything.

Are we going to the cinema?

I would like to have a house full of young students.

He made a toy.

The woman is thinking about how to get out of this place.

What is a conjunction?  
A conjunction is the glue that holds words and phrases. I like big houses and I like to travel.

## Yellow Page

64. Pronounce the VERBS and ask the student to repeat them
65. Translate the verbs in the present and the past using the minimum words necessary to do so
66. Pronounce the NOUNS and ask the student to repeat them
67. Translate the nouns in the present and the past using the minimum words necessary to do so

25

1) Pronounce the verbs below in English and translate them to your native language:

- a) **see / saw:** \_\_\_\_\_ / \_\_\_\_\_
- b) **come / came:** \_\_\_\_\_ / \_\_\_\_\_
- c) **take / took:** \_\_\_\_\_ / \_\_\_\_\_

2) Pronounce the nouns below in English and translate them to your native language:

- a) **country:** \_\_\_\_\_
- b) **week:** \_\_\_\_\_
- c) **point:** \_\_\_\_\_
- d) **hand:** \_\_\_\_\_
- e) **group:** \_\_\_\_\_

3) Pronounce the adjectives below in English and translate them to your native language:

- a) **small:** \_\_\_\_\_
- b) **right:** \_\_\_\_\_
- c) **large:** \_\_\_\_\_

68. the ADJECTIVES and ask the student to repeat them
69. Translate the adjectives in the present and the past using the minimum words necessary to do so
70. Pronounce the ADVERBS and ask the student to repeat them
71. Translate the adverbs in the present and the past using the minimum words necessary to do so
72. Ask the student to pronounce all the words

26

4) Pronounce the conjunctions below in English and translate them to your native language:

- a) **and:** \_\_\_\_\_
- b) **that:** \_\_\_\_\_
- c) **but:** \_\_\_\_\_

5) Pronounce the adverbs below in English and translate them to your native language:

- a) **up:** \_\_\_\_\_
- b) **out:** \_\_\_\_\_
- c) **how:** \_\_\_\_\_

## Gray Page

34. Ask what the verbs in bold mean in the L1
35. Ask the student to fill in the first gap, to pronounce the first sentence and to translate it
36. Translate to the students L1 the beginning of the sentence
37. Repeat this process with all sentences
38. Ask the student to pronounce all sentences

27

### Exercise Five

These are the 56<sup>th</sup>, the 61<sup>st</sup> and the 63<sup>rd</sup> most common words in the English language according to the Corpus of Contemporary American English, aka COCA.



**see** #56 (see, saw, saw), **come** #61 (came, come, coming), **take** #63 (took, taking, take)

1) He will \_\_\_\_\_ a small house this week.

He will see - \_\_\_\_\_

2) Roberto and Stephen \_\_\_\_\_ the president.

They saw - \_\_\_\_\_

3) The small, old man \_\_\_\_\_ a large group of students.

The small, old man saw - \_\_\_\_\_

4) We \_\_\_\_\_ to this country last week.

We came - \_\_\_\_\_

5) I will \_\_\_\_\_ back to my house next week.

I will come back - \_\_\_\_\_

28

6) Are you \_\_\_\_\_ home this month or the next month?

Are you coming - \_\_\_\_\_

7) He just \_\_\_\_\_ her big, old car.

He just took - \_\_\_\_\_

8) I am \_\_\_\_\_ his hand out of the cold water.

I am taking - \_\_\_\_\_

9) If we want to survive, the right people need to \_\_\_\_\_ this seriously.

If we want to survive, the right people need to take - \_\_\_\_\_

\_\_\_\_\_

\_\_\_\_\_

## Comic

36. Tell the student to ask if he/she do not know what a word means, and to write it down in the bottom of the page
37. Ask the student to read the comic out loud
38. Correct only when the pronunciation is too bad
39. Ask the student what is going on
40. Ask the student to read the comic again as homework and to underline the words that he/she doesn't know




# Lecture 33

## Blue Page

- 25. Ask the student to pronounce and translate the words (correct when necessary)
- 26. Ask the student to pronounce and translate the sentences (correct when necessary)
- 27. Explain PERSONAL PRONOUN by stating a simple sentence with the idea that “Explain pronouns by saying “the substitute names of people and objects” “I don’t want to say Richard all the time, so I use HE”. Use the example

24

Student's book - Student's age: 8+

 GRE  
ESL TEACHING

Lecture 5

Pronounce the words, read out the sentences below in English and translate them:

can, know, will, would, make, think, life, great, high, I, he, she, it, we, they, child, old, bad, so, just, house, part, place, problem, American, little, sure, a, an, and the

I will be there.

This is my year.

She was doing good things.

He had to help the people.

Do you like chocolates?

I can't see anything.

Are we going to the cinema?

I would like to have a house full of young students.

He made a toy.

The woman is thinking about how to get out of this place.

What is a conjunction?  
A conjunction is the glue that holds words and phrases. / like big houses and / like to travel.

## Yellow Page

- 73. Pronounce the VERBS and ask the student to repeat them
- 74. Translate the verbs in the present and the past using the minimum words necessary to do so
- 75. Pronounce the NOUNS and ask the student to repeat them
- 76. Translate the nouns in the present and the past using the minimum words necessary to do so

25

1) Pronounce the **verbs** below in English and translate them to your native language:

- a) **see / saw:** \_\_\_\_\_ / \_\_\_\_\_
- b) **come / came:** \_\_\_\_\_ / \_\_\_\_\_
- c) **take / took:** \_\_\_\_\_ / \_\_\_\_\_

2) Pronounce the **nouns** below in English and translate them to your native language:

- a) **country:** \_\_\_\_\_
- b) **week:** \_\_\_\_\_
- c) **point:** \_\_\_\_\_
- d) **hand:** \_\_\_\_\_
- e) **group:** \_\_\_\_\_

3) Pronounce the **adjectives** below in English and translate them to your native language:

- a) **small:** \_\_\_\_\_
- b) **right:** \_\_\_\_\_
- c) **large:** \_\_\_\_\_

77. the ADJECTIVES and ask the student to repeat them
78. Translate the adjectives in the present and the past using the minimum words necessary to do so
79. Pronounce the ADVERBS and ask the student to repeat them
80. Translate the adverbs in the present and the past using the minimum words necessary to do so
81. Ask the student to pronounce all the words

26

- 4) Pronounce the **conjunctions** below in English and translate them to your native language:
- a) **and**: \_\_\_\_\_
  - b) **that**: \_\_\_\_\_
  - c) **but**: \_\_\_\_\_
- 5) Pronounce the **adverbs** below in English and translate them to your native language:
- a) **up**: \_\_\_\_\_
  - b) **out**: \_\_\_\_\_
  - c) **how**: \_\_\_\_\_

## Gray Page

39. Ask what the verbs in bold mean in the L1
40. Ask the student to fill in the first gap, to pronounce the first sentence and to translate it
41. Translate to the students L1 the beginning of the sentence
42. Repeat this process with all sentences
43. Ask the student to pronounce all sentences

27

### Exercise Five

These are the 56<sup>th</sup>, the 61<sup>st</sup> and the 63<sup>rd</sup> most common words in the English language according to the Corpus of Contemporary American English, aka COCA.



**see** #56 (see, saw, saw), **come** #61 (came, come, coming), **take** #63 (took, taking, take)

1) He will \_\_\_\_\_ a small house this week.

He will see - \_\_\_\_\_

2) Roberto and Stephen \_\_\_\_\_ the president.

They saw - \_\_\_\_\_

3) The small, old man \_\_\_\_\_ a large group of students.

The small, old man saw - \_\_\_\_\_

4) We \_\_\_\_\_ to this country last week.

We came - \_\_\_\_\_

5) I will \_\_\_\_\_ back to my house next week.

I will come back - \_\_\_\_\_



6) Are you \_\_\_\_\_ home this month or the next month?

Are you coming - \_\_\_\_\_

7) He just \_\_\_\_\_ her big, old car.

He just took - \_\_\_\_\_

8) I am \_\_\_\_\_ his hand out of the cold water.

I am taking - \_\_\_\_\_

9) If we want to survive, the right people need to \_\_\_\_\_ this seriously.

If we want to survive, the right people need to take - \_\_\_\_\_

\_\_\_\_\_

\_\_\_\_\_

## Comic

41. Tell the student to ask if he/she do not know what a word means, and to write it down in the bottom of the page
42. Ask the student to read the comic out loud
43. Correct only when the pronunciation is too bad
44. Ask the student what is going on
45. Ask the student to read the comic again as homework and to underline the words that he/she doesn't know




## Lecture 34

### Blue Page

28. Ask the student to pronounce and translate the words (correct when necessary)
29. Ask the student to pronounce and translate the sentences (correct when necessary)
30. Explain PERSONAL PRONOUN by stating a simple sentence with the idea that “Explain pronouns by saying “the substitute names of people and objects” “I don’t want to say Richard all the time, so I use HE”. Use the example

24

Student's book - Student's age: 8+



Lecture 5

Pronounce the words, read out the sentences below in English and translate them:

can, know, will, would, make, think, life, great, high, I, he, she, it, we, they, child, old, bad, so, just, house, part, place, problem, American, little, sure, a, an, and the

I will be there.

This is my year.

She was doing good things.

He had to help the people.

Do you like chocolates?

I can't see anything.

Are we going to the cinema?

I would like to have a house full of young students.

He made a toy.

The woman is thinking about how to get out of this place.

What is a conjunction?  
A conjunction is the glue that holds words and phrases. I like big houses and I like to travel.

## Yellow Page

82. Pronounce the VERBS and ask the student to repeat them
83. Translate the verbs in the present and the past using the minimum words necessary to do so
84. Pronounce the NOUNS and ask the student to repeat them
85. Translate the nouns in the present and the past using the minimum words necessary to do so

25

1) Pronounce the verbs below in English and translate them to your native language:

- a) **see / saw:** \_\_\_\_\_ / \_\_\_\_\_  
b) **come / came:** \_\_\_\_\_ / \_\_\_\_\_  
c) **take / took:** \_\_\_\_\_ / \_\_\_\_\_

2) Pronounce the nouns below in English and translate them to your native language:

- a) **country:** \_\_\_\_\_  
b) **week:** \_\_\_\_\_  
c) **point:** \_\_\_\_\_  
d) **hand:** \_\_\_\_\_  
e) **group:** \_\_\_\_\_

3) Pronounce the adjectives below in English and translate them to your native language:

- a) **small:** \_\_\_\_\_  
b) **right:** \_\_\_\_\_  
c) **large:** \_\_\_\_\_

86. Pronounce the ADJECTIVES and ask the student to repeat them
87. Translate the adjectives in the present and the past using the minimum words necessary to do so
88. Pronounce the ADVERBS and ask the student to repeat them
89. Translate the adverbs in the present and the past using the minimum words necessary to do so
90. Ask the student to pronounce all the words

26

4) Pronounce the conjunctions below in English and translate them to your native language:

- a) **and:** \_\_\_\_\_  
b) **that:** \_\_\_\_\_  
c) **but:** \_\_\_\_\_

5) Pronounce the adverbs below in English and translate them to your native language:

- a) **up:** \_\_\_\_\_  
b) **out:** \_\_\_\_\_  
c) **how:** \_\_\_\_\_

## Gray Page

44. Ask what the verbs in bold mean in the L1
45. Ask the student to fill in the first gap, to pronounce the first sentence and to translate it
46. Translate to the students L1 the beginning of the sentence
47. Repeat this process with all sentences
48. Ask the student to pronounce all sentences

27

### Exercise Five

These are the 56<sup>th</sup>, the 61<sup>st</sup> and the 63<sup>rd</sup> most common words in the English language according to the Corpus of Contemporary American English, aka COCA.



**see** #56 (see, saw, saw), **come** #61 (came, come, coming), **take** #63 (took, taking, take)

1) He will \_\_\_\_\_ a small house this week.

He will see - \_\_\_\_\_

2) Roberto and Stephen \_\_\_\_\_ the president.

They saw - \_\_\_\_\_

3) The small, old man \_\_\_\_\_ a large group of students.

The small, old man saw - \_\_\_\_\_

4) We \_\_\_\_\_ to this country last week.

We came - \_\_\_\_\_

5) I will \_\_\_\_\_ back to my house next week.

I will come back - \_\_\_\_\_

28

6) Are you \_\_\_\_\_ home this month or the next month?

Are you coming - \_\_\_\_\_

7) He just \_\_\_\_\_ her big, old car.

He just took - \_\_\_\_\_

8) I am \_\_\_\_\_ his hand out of the cold water.

I am taking - \_\_\_\_\_

9) If we want to survive, the right people need to \_\_\_\_\_ this seriously.

If we want to survive, the right people need to take - \_\_\_\_\_

\_\_\_\_\_

\_\_\_\_\_

## Comic

46. Tell the student to ask if he/she do not know what a word means, and to write it down in the bottom of the page
47. Ask the student to read the comic out loud
48. Correct only when the pronunciation is too bad
49. Ask the student what is going on
50. Ask the student to read the comic again as homework and to underline the words that he/she doesn't know




# Lecture 35

## Blue Page

31. Ask the student to pronounce and translate the words (correct when necessary)
32. Ask the student to pronounce and translate the sentences (correct when necessary)
33. Explain PERSONAL PRONOUN by stating a simple sentence with the idea that “Explain pronouns by saying “the substitute names of people and objects” “I don’t want to say Richard all the time, so I use HE”. Use the example

24

Student's book - Student's age: 8+

 GRE  
ESL TEACHING

Lecture 5

Pronounce the words, read out the sentences below in English and translate them:

can, know, will, would, make, think, life, great, high, I, he, she, it, we, they, child, old, bad, so, just, house, part, place, problem, American, little, sure, a, an, and the

I will be there.

This is my year.

She was doing good things.

He had to help the people.

Do you like chocolates?

I can't see anything.

Are we going to the cinema?

I would like to have a house full of young students.

He made a toy.

The woman is thinking about how to get out of this place.

What is a conjunction?  
A conjunction is the glue that holds words and phrases. / I like big houses and / I like to travel.

## Yellow Page

91. Pronounce the VERBS and ask the student to repeat them
92. Translate the verbs in the present and the past using the minimum words necessary to do so
93. Pronounce the NOUNS and ask the student to repeat them
94. Translate the nouns in the present and the past using the minimum words necessary to do so

25

1) Pronounce the **verbs** below in English and translate them to your native language:

a) **see / saw:** \_\_\_\_\_ / \_\_\_\_\_

b) **come / came:** \_\_\_\_\_ / \_\_\_\_\_

c) **take / took:** \_\_\_\_\_ / \_\_\_\_\_

2) Pronounce the **nouns** below in English and translate them to your native language:

a) **country:** \_\_\_\_\_

b) **week:** \_\_\_\_\_

c) **point:** \_\_\_\_\_

d) **hand:** \_\_\_\_\_

e) **group:** \_\_\_\_\_

3) Pronounce the **adjectives** below in English and translate them to your native language:

a) **small:** \_\_\_\_\_

b) **right:** \_\_\_\_\_

c) **large:** \_\_\_\_\_

95. the ADJECTIVES and ask the student to repeat them
96. Translate the adjectives in the present and the past using the minimum words necessary to do so
97. Pronounce the ADVERBS and ask the student to repeat them
98. Translate the adverbs in the present and the past using the minimum words necessary to do so
99. Ask the student to pronounce all the words

26

- 4) Pronounce the **conjunctions** below in English and translate them to your native language:
- a) **and**: \_\_\_\_\_
  - b) **that**: \_\_\_\_\_
  - c) **but**: \_\_\_\_\_
- 5) Pronounce the **adverbs** below in English and translate them to your native language:
- a) **up**: \_\_\_\_\_
  - b) **out**: \_\_\_\_\_
  - c) **how**: \_\_\_\_\_

## Gray Page

49. Ask what the verbs in bold mean in the L1
50. Ask the student to fill in the first gap, to pronounce the first sentence and to translate it
51. Translate to the students L1 the beginning of the sentence
52. Repeat this process with all sentences
53. Ask the student to pronounce all sentences

27

### Exercise Five

These are the 56<sup>th</sup>, the 61<sup>st</sup> and the 63<sup>rd</sup> most common words in the English language according to the Corpus of Contemporary American English, aka COCA.



**see** #56 (see, saw, saw), **come** #61 (came, come, coming), **take** #63 (took, taking, take)

1) He will \_\_\_\_\_ a small house this week.

He will see - \_\_\_\_\_

2) Roberto and Stephen \_\_\_\_\_ the president.

They saw - \_\_\_\_\_

3) The small, old man \_\_\_\_\_ a large group of students.

The small, old man saw - \_\_\_\_\_

4) We \_\_\_\_\_ to this country last week.

We came - \_\_\_\_\_

5) I will \_\_\_\_\_ back to my house next week.

I will come back - \_\_\_\_\_

6) Are you \_\_\_\_\_ home this month or the next month?

Are you coming - \_\_\_\_\_

7) He just \_\_\_\_\_ her big, old car.

He just took - \_\_\_\_\_

8) I am \_\_\_\_\_ his hand out of the cold water.

I am taking - \_\_\_\_\_

9) If we want to survive, the right people need to \_\_\_\_\_ this seriously.

If we want to survive, the right people need to take - \_\_\_\_\_

\_\_\_\_\_

\_\_\_\_\_

## Comic

51. Tell the student to ask if he/she do not know what a word means, and to write it down in the bottom of the page
52. Ask the student to read the comic out loud
53. Correct only when the pronunciation is too bad
54. Ask the student what is going on
55. Ask the student to read the comic again as homework and to underline the words that he/she doesn't know






## Lecture 36

### Blue Page

34. Ask the student to pronounce and translate the words (correct when necessary)
35. Ask the student to pronounce and translate the sentences (correct when necessary)
36. Explain PERSONAL PRONOUN by stating a simple sentence with the idea that “Explain pronouns by saying “the substitute names of people and objects” “I don’t want to say Richard all the time, so I use HE”. Use the example

24

Student's book - Student's age: 8+



Lecture 5

Pronounce the words, read out the sentences below in English and translate them:

can, know, will, would, make, think, life, great, high, I, he, she, it, we, they, child, old, bad, so, just, house, part, place, problem, American, little, sure, a, an, and the

I will be there.

This is my year.

She was doing good things.

He had to help the people.

Do you like chocolates?

I can't see anything.

Are we going to the cinema?

I would like to have a house full of young students.

He made a toy.

The woman is thinking about how to get out of this place.

What is a conjunction?  
A conjunction is the glue that holds words and phrases. I like big houses and I like to travel.

## Yellow Page

100. Pronounce the VERBS and ask the student to repeat them
101. Translate the verbs in the present and the past using the minimum words necessary to do so
102. Pronounce the NOUNS and ask the student to repeat them
103. Translate the nouns in the present and the past using the minimum words necessary to do so

25

1) Pronounce the verbs below in English and translate them to your native language:

- a) **see / saw:** \_\_\_\_\_ / \_\_\_\_\_  
b) **come / came:** \_\_\_\_\_ / \_\_\_\_\_  
c) **take / took:** \_\_\_\_\_ / \_\_\_\_\_

2) Pronounce the nouns below in English and translate them to your native language:

- a) **country:** \_\_\_\_\_  
b) **week:** \_\_\_\_\_  
c) **point:** \_\_\_\_\_  
d) **hand:** \_\_\_\_\_  
e) **group:** \_\_\_\_\_

3) Pronounce the adjectives below in English and translate them to your native language:

- a) **small:** \_\_\_\_\_  
b) **right:** \_\_\_\_\_  
c) **large:** \_\_\_\_\_

104. Pronounce the ADJECTIVES and ask the student to repeat them
105. Translate the adjectives in the present and the past using the minimum words necessary to do so
106. Pronounce the ADVERBS and ask the student to repeat them
107. Translate the adverbs in the present and the past using the minimum words necessary to do so
108. Ask the student to pronounce all the words

26

4) Pronounce the conjunctions below in English and translate them to your native language:

- a) **and:** \_\_\_\_\_  
b) **that:** \_\_\_\_\_  
c) **but:** \_\_\_\_\_

5) Pronounce the adverbs below in English and translate them to your native language:

- a) **up:** \_\_\_\_\_  
b) **out:** \_\_\_\_\_  
c) **how:** \_\_\_\_\_

## Gray Page

54. Ask what the verbs in bold mean in the L1
55. Ask the student to fill in the first gap, to pronounce the first sentence and to translate it
56. Translate to the students L1 the beginning of the sentence
57. Repeat this process with all sentences
58. Ask the student to pronounce all sentences

27

### Exercise Five

These are the 56<sup>th</sup>, the 61<sup>st</sup> and the 63<sup>rd</sup> most common words in the English language according to the Corpus of Contemporary American English, aka COCA.



**see** #56 (see, saw, saw), **come** #61 (came, come, coming), **take** #63 (took, taking, take)

1) He will \_\_\_\_\_ a small house this week.

He will see - \_\_\_\_\_

2) Roberto and Stephen \_\_\_\_\_ the president.

They saw - \_\_\_\_\_

3) The small, old man \_\_\_\_\_ a large group of students.

The small, old man saw - \_\_\_\_\_

4) We \_\_\_\_\_ to this country last week.

We came - \_\_\_\_\_

5) I will \_\_\_\_\_ back to my house next week.

I will come back - \_\_\_\_\_

28

6) Are you \_\_\_\_\_ home this month or the next month?

Are you coming - \_\_\_\_\_

7) He just \_\_\_\_\_ her big, old car.

He just took - \_\_\_\_\_

8) I am \_\_\_\_\_ his hand out of the cold water.

I am taking - \_\_\_\_\_

9) If we want to survive, the right people need to \_\_\_\_\_ this seriously.

If we want to survive, the right people need to take - \_\_\_\_\_

\_\_\_\_\_

\_\_\_\_\_

## Comic

56. Tell the student to ask if he/she do not know what a word means, and to write it down in the bottom of the page
57. Ask the student to read the comic out loud
58. Correct only when the pronunciation is too bad
59. Ask the student what is going on
60. Ask the student to read the comic again as homework and to underline the words that he/she doesn't know




## Lecture 37

## Blue Page

37. Ask the student to pronounce and translate the words (correct when necessary)
38. Ask the student to pronounce and translate the sentences (correct when necessary)
39. Explain PERSONAL PRONOUN by stating a simple sentence with the idea that "Explain pronouns by saying "the substitute names of people and objects" "I don't want to say Richard all the time, so I use HE". Use the example

24

Student's book - Student's age: 8+



Lecture 5

Pronounce the words, read out the sentences below in English and translate them:

can, know, will, would, make, think, life, great, high, I, he, she, it, we, they, child, old, bad, so, just, house, part, place, problem, American, little, sure, a, an, and the

I will be there.

This is my year.

She was doing good things.

He had to help the people.

Do you like chocolates?

I can't see anything.

Are we going to the cinema?

I would like to have a house full of young students.

He made a toy.

The woman is thinking about how to get out of this place.

What is a conjunction?  
A conjunction is the glue that holds words and phrases. I like big houses and I like to travel.

## Yellow Page

109. Pronounce the VERBS and ask the student to repeat them
110. Translate the verbs in the present and the past using the minimum words necessary to do so
111. Pronounce the NOUNS and ask the student to repeat them
112. Translate the nouns in the present and the past using the minimum words necessary to do so

25

1) Pronounce the verbs below in English and translate them to your native language:

a) see / saw: \_\_\_\_\_ / \_\_\_\_\_

b) come / came: \_\_\_\_\_ / \_\_\_\_\_

c) take / took: \_\_\_\_\_ / \_\_\_\_\_

2) Pronounce the nouns below in English and translate them to your native language:

a) country: \_\_\_\_\_

b) week: \_\_\_\_\_

c) point: \_\_\_\_\_

d) hand: \_\_\_\_\_

e) group: \_\_\_\_\_

3) Pronounce the adjectives below in English and translate them to your native language:

a) small: \_\_\_\_\_

b) right: \_\_\_\_\_

c) large: \_\_\_\_\_

- 113. the ADJECTIVES and ask the student to repeat them
- 114. Translate the adjectives in the present and the past using the minimum words necessary to do so
- 115. Pronounce the ADVERBS and ask the student to repeat them
- 116. Translate the adverbs in the present and the past using the minimum words necessary to do so
- 117. Ask the student to pronounce all the words

4) Pronounce the **conjunctions** below in English and translate them to your native language:

- a) **and**: \_\_\_\_\_
- b) **that**: \_\_\_\_\_
- c) **but**: \_\_\_\_\_

5) Pronounce the **adverbs** below in English and translate them to your native language:

- a) **up**: \_\_\_\_\_
- b) **out**: \_\_\_\_\_
- c) **how**: \_\_\_\_\_

### Gray Page

- 59. Ask what the verbs in bold mean in the L1
- 60. Ask the student to fill in the first gap, to pronounce the first sentence and to translate it
- 61. Translate to the students L1 the beginning of the sentence
- 62. Repeat this process with all sentences
- 63. Ask the student to pronounce all sentences

**Exercise Five**

These are the 50<sup>th</sup>, the 61<sup>st</sup> and the 63<sup>rd</sup> most common words in the English language according to the Corpus of Contemporary American English, aka COCA.

**see** #56 (see, saw, saw), **come** #61 (came, come, coming), **take** #63 (took, taking, take)

1) He will \_\_\_\_\_ a small house this week.  
He will see - \_\_\_\_\_

2) Roberto and Stephen \_\_\_\_\_ the president.  
They saw - \_\_\_\_\_

3) The small, old man \_\_\_\_\_ a large group of students.  
The small, old man saw - \_\_\_\_\_

4) We \_\_\_\_\_ to this country last week.  
We came - \_\_\_\_\_

5) I will \_\_\_\_\_ back to my house next week.  
I will come back - \_\_\_\_\_

6) Are you \_\_\_\_\_ home this month or the next month?

Are you coming - \_\_\_\_\_

7) He just \_\_\_\_\_ her big, old car.

He just took - \_\_\_\_\_

8) I am \_\_\_\_\_ his hand out of the cold water.

I am taking - \_\_\_\_\_

9) If we want to survive, the right people need to \_\_\_\_\_ this seriously.

If we want to survive, the right people need to take - \_\_\_\_\_

\_\_\_\_\_

\_\_\_\_\_

## Comic

61. Tell the student to ask if he/she do not know what a word means, and to write it down in the bottom of the page
62. Ask the student to read the comic out loud
63. Correct only when the pronunciation is too bad
64. Ask the student what is going on
65. Ask the student to read the comic again as homework and to underline the words that he/she doesn't know




## Lecture 38

### Blue Page

40. Ask the student to pronounce and translate the words (correct when necessary)
41. Ask the student to pronounce and translate the sentences (correct when necessary)
42. Explain PERSONAL PRONOUN by stating a simple sentence with the idea that “Explain pronouns by saying “the substitute names of people and objects” “I don’t want to say Richard all the time, so I use HE”. Use the example

24

Student's book - Student's age: 8+



Lecture 5

Pronounce the words, read out the sentences below in English and translate them:

can, know, will, would, make, think, life, great, high, I, he, she, it, we, they, child, old, bad, so, just, house, part, place, problem, American, little, sure, a, an, and the

I will be there.

This is my year.

She was doing good things.

He had to help the people.

Do you like chocolates?

I can't see anything.

Are we going to the cinema?

I would like to have a house full of young students.

He made a toy.

The woman is thinking about how to get out of this place.

What is a conjunction?  
A conjunction is the glue that holds words and phrases. I like big houses and I like to travel.



## Yellow Page

118. Pronounce the VERBS and ask the student to repeat them
119. Translate the verbs in the present and the past using the minimum words necessary to do so
120. Pronounce the NOUNS and ask the student to repeat them
121. Translate the nouns in the present and the past using the minimum words necessary to do so

25

1) Pronounce the **verbs** below in English and translate them to your native language:

- a) **see / saw:** \_\_\_\_\_ / \_\_\_\_\_  
b) **come / came:** \_\_\_\_\_ / \_\_\_\_\_  
c) **take / took:** \_\_\_\_\_ / \_\_\_\_\_

2) Pronounce the **nouns** below in English and translate them to your native language:

- a) **country:** \_\_\_\_\_  
b) **week:** \_\_\_\_\_  
c) **point:** \_\_\_\_\_  
d) **hand:** \_\_\_\_\_  
e) **group:** \_\_\_\_\_

3) Pronounce the **adjectives** below in English and translate them to your native language:

- a) **small:** \_\_\_\_\_  
b) **right:** \_\_\_\_\_  
c) **large:** \_\_\_\_\_

122. Pronounce the ADJECTIVES and ask the student to repeat them
123. Translate the adjectives in the present and the past using the minimum words necessary to do so
124. Pronounce the ADVERBS and ask the student to repeat them
125. Translate the adverbs in the present and the past using the minimum words necessary to do so
126. Ask the student to pronounce all the words

26

4) Pronounce the **conjunctions** below in English and translate them to your native language:

- a) **and:** \_\_\_\_\_  
b) **that:** \_\_\_\_\_  
c) **but:** \_\_\_\_\_

5) Pronounce the **adverbs** below in English and translate them to your native language:

- a) **up:** \_\_\_\_\_  
b) **out:** \_\_\_\_\_  
c) **how:** \_\_\_\_\_

## Gray Page

64. Ask what the verbs in bold mean in the L1
65. Ask the student to fill in the first gap, to pronounce the first sentence and to translate it
66. Translate to the students L1 the beginning of the sentence
67. Repeat this process with all sentences
68. Ask the student to pronounce all sentences

27

### Exercise Five

These are the 56<sup>th</sup>, the 61<sup>st</sup> and the 63<sup>rd</sup> most common words in the English language according to the Corpus of Contemporary American English, aka COCA.



**see** #56 (see, saw, saw), **come** #61 (came, come, coming), **take** #63 (took, taking, take)

1) He will \_\_\_\_\_ a small house this week.

He will see - \_\_\_\_\_

2) Roberto and Stephen \_\_\_\_\_ the president.

They saw - \_\_\_\_\_

3) The small, old man \_\_\_\_\_ a large group of students.

The small, old man saw - \_\_\_\_\_

4) We \_\_\_\_\_ to this country last week.

We came - \_\_\_\_\_

5) I will \_\_\_\_\_ back to my house next week.

I will come back - \_\_\_\_\_

28

6) Are you \_\_\_\_\_ home this month or the next month?

Are you coming - \_\_\_\_\_

7) He just \_\_\_\_\_ her big, old car.

He just took - \_\_\_\_\_

8) I am \_\_\_\_\_ his hand out of the cold water.

I am taking - \_\_\_\_\_

9) If we want to survive, the right people need to \_\_\_\_\_ this seriously.

If we want to survive, the right people need to take - \_\_\_\_\_

\_\_\_\_\_

\_\_\_\_\_

## Comic

66. Tell the student to ask if he/she do not know what a word means, and to write it down in the bottom of the page
67. Ask the student to read the comic out loud
68. Correct only when the pronunciation is too bad
69. Ask the student what is going on
70. Ask the student to read the comic again as homework and to underline the words that he/she doesn't know




# Lecture 39

## Blue Page

43. Ask the student to pronounce and translate the words (correct when necessary)
44. Ask the student to pronounce and translate the sentences (correct when necessary)
45. Explain PERSONAL PRONOUN by stating a simple sentence with the idea that “Explain pronouns by saying “the substitute names of people and objects” “I don’t want to say Richard all the time, so I use HE”. Use the example

24

Student's book - Student's age: 8+

 GRE  
ESL TEACHING

Lecture 5

Pronounce the words, read out the sentences below in English and translate them:

can, know, will, would, make, think, life, great, high, I, he, she, it, we, they, child, old, bad, so, just, house, part, place, problem, American, little, sure, a, an, and the

I will be there.

This is my year.

She was doing good things.

He had to help the people.

Do you like chocolates?

I can't see anything.

Are we going to the cinema?

I would like to have a house full of young students.

He made a toy.

The woman is thinking about how to get out of this place.

What is a conjunction?  
A conjunction is the glue that holds words and phrases. / like big houses and / like to travel.

## Yellow Page

127. Pronounce the VERBS and ask the student to repeat them
128. Translate the verbs in the present and the past using the minimum words necessary to do so
129. Pronounce the NOUNS and ask the student to repeat them
130. Translate the nouns in the present and the past using the minimum words necessary to do so

25

1) Pronounce the **verbs** below in English and translate them to your native language:

a) **see / saw:** \_\_\_\_\_ / \_\_\_\_\_

b) **come / came:** \_\_\_\_\_ / \_\_\_\_\_

c) **take / took:** \_\_\_\_\_ / \_\_\_\_\_

2) Pronounce the **nouns** below in English and translate them to your native language:

a) **country:** \_\_\_\_\_

b) **week:** \_\_\_\_\_

c) **point:** \_\_\_\_\_

d) **hand:** \_\_\_\_\_

e) **group:** \_\_\_\_\_

3) Pronounce the **adjectives** below in English and translate them to your native language:

a) **small:** \_\_\_\_\_

b) **right:** \_\_\_\_\_

c) **large:** \_\_\_\_\_

131. the ADJECTIVES and ask the student to repeat them
132. Translate the adjectives in the present and the past using the minimum words necessary to do so
133. Pronounce the ADVERBS and ask the student to repeat them
134. Translate the adverbs in the present and the past using the minimum words necessary to do so
135. Ask the student to pronounce all the words

26

- 4) Pronounce the **conjunctions** below in English and translate them to your native language:
- a) **and**: \_\_\_\_\_
  - b) **that**: \_\_\_\_\_
  - c) **but**: \_\_\_\_\_
- 5) Pronounce the **adverbs** below in English and translate them to your native language:
- a) **up**: \_\_\_\_\_
  - b) **out**: \_\_\_\_\_
  - c) **how**: \_\_\_\_\_

## Gray Page

69. Ask what the verbs in bold mean in the L1
70. Ask the student to fill in the first gap, to pronounce the first sentence and to translate it
71. Translate to the students L1 the beginning of the sentence
72. Repeat this process with all sentences
73. Ask the student to pronounce all sentences

27

### Exercise Five

These are the 56<sup>th</sup>, the 61<sup>st</sup> and the 63<sup>rd</sup> most common words in the English language according to the Corpus of Contemporary American English, aka COCA.



**see** #56 (see, saw, saw), **come** #61 (came, come, coming), **take** #63 (took, taking, take)

1) He will \_\_\_\_\_ a small house this week.

He will see - \_\_\_\_\_

2) Roberto and Stephen \_\_\_\_\_ the president.

They saw - \_\_\_\_\_

3) The small, old man \_\_\_\_\_ a large group of students.

The small, old man saw - \_\_\_\_\_

4) We \_\_\_\_\_ to this country last week.

We came - \_\_\_\_\_

5) I will \_\_\_\_\_ back to my house next week.

I will come back - \_\_\_\_\_

6) Are you \_\_\_\_\_ home this month or the next month?

Are you coming - \_\_\_\_\_

7) He just \_\_\_\_\_ her big, old car.

He just took - \_\_\_\_\_

8) I am \_\_\_\_\_ his hand out of the cold water.

I am taking - \_\_\_\_\_

9) If we want to survive, the right people need to \_\_\_\_\_ this seriously.

If we want to survive, the right people need to take - \_\_\_\_\_

\_\_\_\_\_

\_\_\_\_\_

## Comic

71. Tell the student to ask if he/she do not know what a word means, and to write it down in the bottom of the page
72. Ask the student to read the comic out loud
73. Correct only when the pronunciation is too bad
74. Ask the student what is going on
75. Ask the student to read the comic again as homework and to underline the words that he/she doesn't know




## Lecture 40

### Blue Page

46. Ask the student to pronounce and translate the words (correct when necessary)
47. Ask the student to pronounce and translate the sentences (correct when necessary)
48. Explain PERSONAL PRONOUN by stating a simple sentence with the idea that “Explain pronouns by saying “the substitute names of people and objects” “I don’t want to say Richard all the time, so I use HE”. Use the example

24

Student's book - Student's age: 8+



Lecture 5

Pronounce the words, read out the sentences below in English and translate them:

can, know, will, would, make, think, life, great, high, I, he, she, it, we, they, child, old, bad, so, just, house, part, place, problem, American, little, sure, a, an, and the

I will be there.

This is my year.

She was doing good things.

He had to help the people.

Do you like chocolates?

I can't see anything.

Are we going to the cinema?

I would like to have a house full of young students.

He made a toy.

The woman is thinking about how to get out of this place.

What is a conjunction?  
A conjunction is the glue that holds words and phrases. I like big houses and I like to travel.

## Yellow Page

136. Pronounce the VERBS and ask the student to repeat them
137. Translate the verbs in the present and the past using the minimum words necessary to do so
138. Pronounce the NOUNS and ask the student to repeat them
139. Translate the nouns in the present and the past using the minimum words necessary to do so

25

1) Pronounce the **verbs** below in English and translate them to your native language:

- a) **see / saw**: \_\_\_\_\_ / \_\_\_\_\_  
b) **come / came**: \_\_\_\_\_ / \_\_\_\_\_  
c) **take / took**: \_\_\_\_\_ / \_\_\_\_\_

2) Pronounce the **nouns** below in English and translate them to your native language:

- a) **country**: \_\_\_\_\_  
b) **week**: \_\_\_\_\_  
c) **point**: \_\_\_\_\_  
d) **hand**: \_\_\_\_\_  
e) **group**: \_\_\_\_\_

3) Pronounce the **adjectives** below in English and translate them to your native language:

- a) **small**: \_\_\_\_\_  
b) **right**: \_\_\_\_\_  
c) **large**: \_\_\_\_\_

140. Pronounce the ADJECTIVES and ask the student to repeat them
141. Translate the adjectives in the present and the past using the minimum words necessary to do so
142. Pronounce the ADVERBS and ask the student to repeat them
143. Translate the adverbs in the present and the past using the minimum words necessary to do so
144. Ask the student to pronounce all the words

26

4) Pronounce the **conjunctions** below in English and translate them to your native language:

- a) **and**: \_\_\_\_\_  
b) **that**: \_\_\_\_\_  
c) **but**: \_\_\_\_\_

5) Pronounce the **adverbs** below in English and translate them to your native language:

- a) **up**: \_\_\_\_\_  
b) **out**: \_\_\_\_\_  
c) **how**: \_\_\_\_\_



## Gray Page

74. Ask what the verbs in bold mean in the L1
75. Ask the student to fill in the first gap, to pronounce the first sentence and to translate it
76. Translate to the students L1 the beginning of the sentence
77. Repeat this process with all sentences
78. Ask the student to pronounce all sentences

27

### Exercise Five

These are the 56<sup>th</sup>, the 61<sup>st</sup> and the 63<sup>rd</sup> most common words in the English language according to the Corpus of Contemporary American English, aka COCA.



**see** #56 (see, saw, saw), **come** #61 (came, come, coming), **take** #63 (took, taking, take)

1) He will \_\_\_\_\_ a small house this week.

He will see - \_\_\_\_\_

2) Roberto and Stephen \_\_\_\_\_ the president.

They saw - \_\_\_\_\_

3) The small, old man \_\_\_\_\_ a large group of students.

The small, old man saw - \_\_\_\_\_

4) We \_\_\_\_\_ to this country last week.

We came - \_\_\_\_\_

5) I will \_\_\_\_\_ back to my house next week.

I will come back - \_\_\_\_\_

28

6) Are you \_\_\_\_\_ home this month or the next month?

Are you coming - \_\_\_\_\_

7) He just \_\_\_\_\_ her big, old car.

He just took - \_\_\_\_\_

8) I am \_\_\_\_\_ his hand out of the cold water.

I am taking - \_\_\_\_\_

9) If we want to survive, the right people need to \_\_\_\_\_ this seriously.

If we want to survive, the right people need to take - \_\_\_\_\_

\_\_\_\_\_

\_\_\_\_\_




## Blue Page

49. Ask the student to pronounce and translate the words (correct when necessary)
50. Ask the student to pronounce and translate the sentences (correct when necessary)
51. Explain PERSONAL PRONOUN by stating a simple sentence with the idea that "Explain pronouns by saying "the substitute names of people and objects" "I don't want to say Richard all the time, so I use HE". Use the example

24

Student's book - Student's age: 8+



Lecture 5

Pronounce the words, read out the sentences below in English and translate them:

can, know, will, would, make, think, life, great, high, I, he, she, it, we, they, child, old, bad, so, just, house, part, place, problem, American, little, sure, a, an, and the

I will be there.

This is my year.

She was doing good things.

He had to help the people.

Do you like chocolates?

I can't see anything.

Are we going to the cinema?

I would like to have a house full of young students.

He made a toy.

The woman is thinking about how to get out of this place.

What is a conjunction?  
A conjunction is the glue that holds words and phrases. / I like big houses and I like to travel.

## Yellow Page

145. Pronounce the VERBS and ask the student to repeat them
146. Translate the verbs in the present and the past using the minimum words necessary to do so
147. Pronounce the NOUNS and ask the student to repeat them
148. Translate the nouns in the present and the past using the minimum words necessary to do so

25

1) Pronounce the verbs below in English and translate them to your native language:

a) see / saw: \_\_\_\_\_ / \_\_\_\_\_

b) come / came: \_\_\_\_\_ / \_\_\_\_\_

c) take / took: \_\_\_\_\_ / \_\_\_\_\_

2) Pronounce the nouns below in English and translate them to your native language:

a) country: \_\_\_\_\_

b) week: \_\_\_\_\_

c) point: \_\_\_\_\_

d) hand: \_\_\_\_\_

e) group: \_\_\_\_\_

3) Pronounce the adjectives below in English and translate them to your native language:

a) small: \_\_\_\_\_

b) right: \_\_\_\_\_

c) large: \_\_\_\_\_

- 149. the ADJECTIVES and ask the student to repeat them
- 150. Translate the adjectives in the present and the past using the minimum words necessary to do so
- 151. Pronounce the ADVERBS and ask the student to repeat them
- 152. Translate the adverbs in the present and the past using the minimum words necessary to do so
- 153. Ask the student to pronounce all the words

4) Pronounce the **conjunctions** below in English and translate them to your native language:

- a) **and**: \_\_\_\_\_
- b) **that**: \_\_\_\_\_
- c) **but**: \_\_\_\_\_

5) Pronounce the **adverbs** below in English and translate them to your native language:

- a) **up**: \_\_\_\_\_
- b) **out**: \_\_\_\_\_
- c) **how**: \_\_\_\_\_

### Gray Page

- 79. Ask what the verbs in bold mean in the L1
- 80. Ask the student to fill in the first gap, to pronounce the first sentence and to translate it
- 81. Translate to the students L1 the beginning of the sentence
- 82. Repeat this process with all sentences
- 83. Ask the student to pronounce all sentences

**Exercise Five**

These are the 50<sup>th</sup>, the 61<sup>th</sup> and the 63<sup>rd</sup> most common words in the English language according to the Corpus of Contemporary American English, aka COCA.

**see** #56 (see, saw, saw), **come** #61 (came, come, coming), **take** #63 (took, taking, take)

1) He will \_\_\_\_\_ a small house this week.  
He will see - \_\_\_\_\_

2) Roberto and Stephen \_\_\_\_\_ the president.  
They saw - \_\_\_\_\_

3) The small, old man \_\_\_\_\_ a large group of students.  
The small, old man saw - \_\_\_\_\_

4) We \_\_\_\_\_ to this country last week.  
We came - \_\_\_\_\_

5) I will \_\_\_\_\_ back to my house next week.  
I will come back - \_\_\_\_\_

6) Are you \_\_\_\_\_ home this month or the next month?

Are you coming - \_\_\_\_\_

7) He just \_\_\_\_\_ her big, old car.

He just took - \_\_\_\_\_

8) I am \_\_\_\_\_ his hand out of the cold water.

I am taking - \_\_\_\_\_

9) If we want to survive, the right people need to \_\_\_\_\_ this seriously.

If we want to survive, the right people need to take - \_\_\_\_\_

\_\_\_\_\_

\_\_\_\_\_

## Comic

81. Tell the student to ask if he/she do not know what a word means, and to write it down in the bottom of the page
82. Ask the student to read the comic out loud
83. Correct only when the pronunciation is too bad
84. Ask the student what is going on
85. Ask the student to read the comic again as homework and to underline the words that he/she doesn't know




## Lecture 42

### Blue Page

52. Ask the student to pronounce and translate the words (correct when necessary)
53. Ask the student to pronounce and translate the sentences (correct when necessary)
54. Explain PERSONAL PRONOUN by stating a simple sentence with the idea that “Explain pronouns by saying “the substitute names of people and objects” “I don’t want to say Richard all the time, so I use HE”. Use the example

24

Student's book - Student's age: 8+



Lecture 5

Pronounce the words, read out the sentences below in English and translate them:

can, know, will, would, make, think, life, great, high, I, he, she, it, we, they, child, old, bad, so, just, house, part, place, problem, American, little, sure, a, an, and the

I will be there.

This is my year.

She was doing good things.

He had to help the people.

Do you like chocolates?

I can't see anything.

Are we going to the cinema?

I would like to have a house full of young students.

He made a toy.

The woman is thinking about how to get out of this place.

What is a conjunction?  
A conjunction is the glue that holds words and phrases. / I like big houses and I like to travel.

## Yellow Page

154. Pronounce the VERBS and ask the student to repeat them
155. Translate the verbs in the present and the past using the minimum words necessary to do so
156. Pronounce the NOUNS and ask the student to repeat them
157. Translate the nouns in the present and the past using the minimum words necessary to do so

25

1) Pronounce the **verbs** below in English and translate them to your native language:

- a) **see / saw:** \_\_\_\_\_ / \_\_\_\_\_  
b) **come / came:** \_\_\_\_\_ / \_\_\_\_\_  
c) **take / took:** \_\_\_\_\_ / \_\_\_\_\_

2) Pronounce the **nouns** below in English and translate them to your native language:

- a) **country:** \_\_\_\_\_  
b) **week:** \_\_\_\_\_  
c) **point:** \_\_\_\_\_  
d) **hand:** \_\_\_\_\_  
e) **group:** \_\_\_\_\_

3) Pronounce the **adjectives** below in English and translate them to your native language:

- a) **small:** \_\_\_\_\_  
b) **right:** \_\_\_\_\_  
c) **large:** \_\_\_\_\_

158. Pronounce the ADJECTIVES and ask the student to repeat them
159. Translate the adjectives in the present and the past using the minimum words necessary to do so
160. Pronounce the ADVERBS and ask the student to repeat them
161. Translate the adverbs in the present and the past using the minimum words necessary to do so
162. Ask the student to pronounce all the words

26

4) Pronounce the **conjunctions** below in English and translate them to your native language:

- a) **and:** \_\_\_\_\_  
b) **that:** \_\_\_\_\_  
c) **but:** \_\_\_\_\_

5) Pronounce the **adverbs** below in English and translate them to your native language:

- a) **up:** \_\_\_\_\_  
b) **out:** \_\_\_\_\_  
c) **how:** \_\_\_\_\_

## Gray Page

84. Ask what the verbs in bold mean in the L1
85. Ask the student to fill in the first gap, to pronounce the first sentence and to translate it
86. Translate to the students L1 the beginning of the sentence
87. Repeat this process with all sentences
88. Ask the student to pronounce all sentences

27

### Exercise Five

These are the 56<sup>th</sup>, the 61<sup>st</sup> and the 63<sup>rd</sup> most common words in the English language according to the Corpus of Contemporary American English, aka COCA.



**see** #56 (see, saw, saw), **come** #61 (came, come, coming), **take** #63 (took, taking, take)

1) He will \_\_\_\_\_ a small house this week.

He will see - \_\_\_\_\_

2) Roberto and Stephen \_\_\_\_\_ the president.

They saw - \_\_\_\_\_

3) The small, old man \_\_\_\_\_ a large group of students.

The small, old man saw - \_\_\_\_\_

4) We \_\_\_\_\_ to this country last week.

We came - \_\_\_\_\_

5) I will \_\_\_\_\_ back to my house next week.

I will come back - \_\_\_\_\_

28

6) Are you \_\_\_\_\_ home this month or the next month?

Are you coming - \_\_\_\_\_

7) He just \_\_\_\_\_ her big, old car.

He just took - \_\_\_\_\_

8) I am \_\_\_\_\_ his hand out of the cold water.

I am taking - \_\_\_\_\_

9) If we want to survive, the right people need to \_\_\_\_\_ this seriously.

If we want to survive, the right people need to take - \_\_\_\_\_

\_\_\_\_\_

\_\_\_\_\_



## Comic

86. Tell the student to ask if he/she do not know what a word means, and to write it down in the bottom of the page
87. Ask the student to read the comic out loud
88. Correct only when the pronunciation is too bad
89. Ask the student what is going on
90. Ask the student to read the comic again as homework and to underline the words that he/she doesn't know




## Lecture 43

## Blue Page

55. Ask the student to pronounce and translate the words (correct when necessary)
56. Ask the student to pronounce and translate the sentences (correct when necessary)
57. Explain PERSONAL PRONOUN by stating a simple sentence with the idea that "Explain pronouns by saying "the substitute names of people and objects" "I don't want to say Richard all the time, so I use HE". Use the example

24

Student's book - Student's age: 8+



Lecture 5

Pronounce the words, read out the sentences below in English and translate them:

can, know, will, would, make, think, life, great, high, I, he, she, it, we, they, child, old, bad, so, just, house, part, place, problem, American, little, sure, a, an, and the

I will be there.

This is my year.

She was doing good things.

He had to help the people.

Do you like chocolates?

I can't see anything.

Are we going to the cinema?

I would like to have a house full of young students.

He made a toy.

The woman is thinking about how to get out of this place.

What is a conjunction?  
A conjunction is the glue that holds words and phrases. / I like big houses and I like to travel.

## Yellow Page

163. Pronounce the VERBS and ask the student to repeat them
164. Translate the verbs in the present and the past using the minimum words necessary to do so
165. Pronounce the NOUNS and ask the student to repeat them
166. Translate the nouns in the present and the past using the minimum words necessary to do so

25

1) Pronounce the verbs below in English and translate them to your native language:

a) see / saw: \_\_\_\_\_ / \_\_\_\_\_

b) come / came: \_\_\_\_\_ / \_\_\_\_\_

c) take / took: \_\_\_\_\_ / \_\_\_\_\_

2) Pronounce the nouns below in English and translate them to your native language:

a) country: \_\_\_\_\_

b) week: \_\_\_\_\_

c) point: \_\_\_\_\_

d) hand: \_\_\_\_\_

e) group: \_\_\_\_\_

3) Pronounce the adjectives below in English and translate them to your native language:

a) small: \_\_\_\_\_

b) right: \_\_\_\_\_

c) large: \_\_\_\_\_

- 167. the ADJECTIVES and ask the student to repeat them
- 168. Translate the adjectives in the present and the past using the minimum words necessary to do so
- 169. Pronounce the ADVERBS and ask the student to repeat them
- 170. Translate the adverbs in the present and the past using the minimum words necessary to do so
- 171. Ask the student to pronounce all the words

4) Pronounce the conjunctions below in English and translate them to your native language:

- a) and: \_\_\_\_\_
- b) that: \_\_\_\_\_
- c) but: \_\_\_\_\_

5) Pronounce the adverbs below in English and translate them to your native language:

- a) up: \_\_\_\_\_
- b) out: \_\_\_\_\_
- c) how: \_\_\_\_\_

### Gray Page

- 89. Ask what the verbs in bold mean in the L1
- 90. Ask the student to fill in the first gap, to pronounce the first sentence and to translate it
- 91. Translate to the students L1 the beginning of the sentence
- 92. Repeat this process with all sentences
- 93. Ask the student to pronounce all sentences

**Exercise Five**

These are the 50<sup>th</sup>, the 61<sup>st</sup> and the 63<sup>rd</sup> most common words in the English language according to the Corpus of Contemporary American English, aka COCA.

**see** #56 (see, saw, saw), **come** #61 (came, come, coming), **take** #63 (took, taking, take)

1) He will \_\_\_\_\_ a small house this week.  
He will see - \_\_\_\_\_

2) Roberto and Stephen \_\_\_\_\_ the president.  
They saw - \_\_\_\_\_

3) The small, old man \_\_\_\_\_ a large group of students.  
The small, old man saw - \_\_\_\_\_

4) We \_\_\_\_\_ to this country last week.  
We came - \_\_\_\_\_

5) I will \_\_\_\_\_ back to my house next week.  
I will come back - \_\_\_\_\_

6) Are you \_\_\_\_\_ home this month or the next month?

Are you coming - \_\_\_\_\_

7) He just \_\_\_\_\_ her big, old car.

He just took - \_\_\_\_\_

8) I am \_\_\_\_\_ his hand out of the cold water.

I am taking - \_\_\_\_\_

9) If we want to survive, the right people need to \_\_\_\_\_ this seriously.

If we want to survive, the right people need to take - \_\_\_\_\_

\_\_\_\_\_

\_\_\_\_\_

## Comic

91. Tell the student to ask if he/she do not know what a word means, and to write it down in the bottom of the page
92. Ask the student to read the comic out loud
93. Correct only when the pronunciation is too bad
94. Ask the student what is going on
95. Ask the student to read the comic again as homework and to underline the words that he/she doesn't know




## Lecture 44

### Blue Page

58. Ask the student to pronounce and translate the words (correct when necessary)
59. Ask the student to pronounce and translate the sentences (correct when necessary)
60. Explain PERSONAL PRONOUN by stating a simple sentence with the idea that “Explain pronouns by saying “the substitute names of people and objects” “I don’t want to say Richard all the time, so I use HE”. Use the example

24

Student's book - Student's age: 8+



Lecture 5

Pronounce the words, read out the sentences below in English and translate them:

can, know, will, would, make, think, life, great, high, I, he, she, it, we, they, child, old, bad, so, just, house, part, place, problem, American, little, sure, a, an, and the

I will be there.

This is my year.

She was doing good things.

He had to help the people.

Do you like chocolates?

I can't see anything.

Are we going to the cinema?

I would like to have a house full of young students.

He made a toy.

The woman is thinking about how to get out of this place.

What is a conjunction?  
A conjunction is the glue that holds words and phrases. / I like big houses and I like to travel.

## Yellow Page

172. Pronounce the VERBS and ask the student to repeat them
173. Translate the verbs in the present and the past using the minimum words necessary to do so
174. Pronounce the NOUNS and ask the student to repeat them
175. Translate the nouns in the present and the past using the minimum words necessary to do so

25

1) Pronounce the **verbs** below in English and translate them to your native language:

- a) **see / saw:** \_\_\_\_\_ / \_\_\_\_\_  
b) **come / came:** \_\_\_\_\_ / \_\_\_\_\_  
c) **take / took:** \_\_\_\_\_ / \_\_\_\_\_

2) Pronounce the **nouns** below in English and translate them to your native language:

- a) **country:** \_\_\_\_\_  
b) **week:** \_\_\_\_\_  
c) **point:** \_\_\_\_\_  
d) **hand:** \_\_\_\_\_  
e) **group:** \_\_\_\_\_

3) Pronounce the **adjectives** below in English and translate them to your native language:

- a) **small:** \_\_\_\_\_  
b) **right:** \_\_\_\_\_  
c) **large:** \_\_\_\_\_

176. Pronounce the ADJECTIVES and ask the student to repeat them
177. Translate the adjectives in the present and the past using the minimum words necessary to do so
178. Pronounce the ADVERBS and ask the student to repeat them
179. Translate the adverbs in the present and the past using the minimum words necessary to do so
180. Ask the student to pronounce all the words

26

4) Pronounce the **conjunctions** below in English and translate them to your native language:

- a) **and:** \_\_\_\_\_  
b) **that:** \_\_\_\_\_  
c) **but:** \_\_\_\_\_

5) Pronounce the **adverbs** below in English and translate them to your native language:

- a) **up:** \_\_\_\_\_  
b) **out:** \_\_\_\_\_  
c) **how:** \_\_\_\_\_

## Gray Page

94. Ask what the verbs in bold mean in the L1
95. Ask the student to fill in the first gap, to pronounce the first sentence and to translate it
96. Translate to the students L1 the beginning of the sentence
97. Repeat this process with all sentences
98. Ask the student to pronounce all sentences

27

### Exercise Five

These are the 56<sup>th</sup>, the 61<sup>st</sup> and the 63<sup>rd</sup> most common words in the English language according to the Corpus of Contemporary American English, aka COCA.



**see** #56 (see, saw, saw), **come** #61 (came, come, coming), **take** #63 (took, taking, take)

1) He will \_\_\_\_\_ a small house this week.

He will see - \_\_\_\_\_

2) Roberto and Stephen \_\_\_\_\_ the president.

They saw - \_\_\_\_\_

3) The small, old man \_\_\_\_\_ a large group of students.

The small, old man saw - \_\_\_\_\_

4) We \_\_\_\_\_ to this country last week.

We came - \_\_\_\_\_

5) I will \_\_\_\_\_ back to my house next week.

I will come back - \_\_\_\_\_

28

6) Are you \_\_\_\_\_ home this month or the next month?

Are you coming - \_\_\_\_\_

7) He just \_\_\_\_\_ her big, old car.

He just took - \_\_\_\_\_

8) I am \_\_\_\_\_ his hand out of the cold water.

I am taking - \_\_\_\_\_

9) If we want to survive, the right people need to \_\_\_\_\_ this seriously.

If we want to survive, the right people need to take - \_\_\_\_\_

\_\_\_\_\_

\_\_\_\_\_

## Comic

96. Tell the student to ask if he/she do not know what a word means, and to write it down in the bottom of the page
97. Ask the student to read the comic out loud
98. Correct only when the pronunciation is too bad
99. Ask the student what is going on
100. Ask the student to read the comic again as homework and to underline the words that he/she doesn't know



## Lecture 45




## Blue Page

61. Ask the student to pronounce and translate the words (correct when necessary)
62. Ask the student to pronounce and translate the sentences (correct when necessary)
63. Explain PERSONAL PRONOUN by stating a simple sentence with the idea that "Explain pronouns by saying "the substitute names of people and objects" "I don't want to say Richard all the time, so I use HE". Use the example

24

Student's book - Student's age: 8+



Lecture 5

Pronounce the words, read out the sentences below in English and translate them:

can, know, will, would, make, think, life, great, high, I, he, she, it, we, they, child, old, bad, so, just, house, part, place, problem, American, little, sure, a, an, and the

I will be there.

This is my year.

She was doing good things.

He had to help the people.

Do you like chocolates?

I can't see anything.

Are we going to the cinema?

I would like to have a house full of young students.

He made a toy.

The woman is thinking about how to get out of this place.

What is a conjunction?  
A conjunction is the glue that holds words and phrases. / I like big houses and I like to travel.

## Yellow Page

181. Pronounce the VERBS and ask the student to repeat them
182. Translate the verbs in the present and the past using the minimum words necessary to do so
183. Pronounce the NOUNS and ask the student to repeat them
184. Translate the nouns in the present and the past using the minimum words necessary to do so

25

1) Pronounce the verbs below in English and translate them to your native language:

a) see / saw: \_\_\_\_\_ / \_\_\_\_\_

b) come / came: \_\_\_\_\_ / \_\_\_\_\_

c) take / took: \_\_\_\_\_ / \_\_\_\_\_

2) Pronounce the nouns below in English and translate them to your native language:

a) country: \_\_\_\_\_

b) week: \_\_\_\_\_

c) point: \_\_\_\_\_

d) hand: \_\_\_\_\_

e) group: \_\_\_\_\_

3) Pronounce the adjectives below in English and translate them to your native language:

a) small: \_\_\_\_\_

b) right: \_\_\_\_\_

c) large: \_\_\_\_\_

- 185. the ADJECTIVES and ask the student to repeat them
- 186. Translate the adjectives in the present and the past using the minimum words necessary to do so
- 187. Pronounce the ADVERBS and ask the student to repeat them
- 188. Translate the adverbs in the present and the past using the minimum words necessary to do so
- 189. Ask the student to pronounce all the words

4) Pronounce the **conjunctions** below in English and translate them to your native language:

- a) **and:** \_\_\_\_\_
- b) **that:** \_\_\_\_\_
- c) **but:** \_\_\_\_\_

5) Pronounce the **adverbs** below in English and translate them to your native language:

- a) **up:** \_\_\_\_\_
- b) **out:** \_\_\_\_\_
- c) **how:** \_\_\_\_\_

### Gray Page

- 99. Ask what the verbs in bold mean in the L1
- 100. Ask the student to fill in the first gap, to pronounce the first sentence and to translate it
- 101. Translate to the students L1 the beginning of the sentence
- 102. Repeat this process with all sentences
- 103. Ask the student to pronounce all sentences

**Exercise Five**

These are the 50<sup>th</sup>, the 61<sup>st</sup> and the 63<sup>rd</sup> most common words in the English language according to the Corpus of Contemporary American English, aka COCA.

**see** #56 (see, saw, saw), **come** #61 (came, come, coming), **take** #63 (took, taking, take)

1) He will \_\_\_\_\_ a small house this week.  
He will see - \_\_\_\_\_

2) Roberto and Stephen \_\_\_\_\_ the president.  
They saw - \_\_\_\_\_

3) The small, old man \_\_\_\_\_ a large group of students.  
The small, old man saw - \_\_\_\_\_

4) We \_\_\_\_\_ to this country last week.  
We came - \_\_\_\_\_

5) I will \_\_\_\_\_ back to my house next week.  
I will come back - \_\_\_\_\_

6) Are you \_\_\_\_\_ home this month or the next month?

Are you coming - \_\_\_\_\_

7) He just \_\_\_\_\_ her big, old car.

He just took - \_\_\_\_\_

8) I am \_\_\_\_\_ his hand out of the cold water.

I am taking - \_\_\_\_\_

9) If we want to survive, the right people need to \_\_\_\_\_ this seriously.

If we want to survive, the right people need to take - \_\_\_\_\_

\_\_\_\_\_

\_\_\_\_\_

## Comic

101. Tell the student to ask if he/she do not know what a word means, and to write it down in the bottom of the page
102. Ask the student to read the comic out loud
103. Correct only when the pronunciation is too bad
104. Ask the student what is going on
105. Ask the student to read the comic again as homework and to underline the words that he/she doesn't know




## Lecture 46

### Blue Page

64. Ask the student to pronounce and translate the words (correct when necessary)
65. Ask the student to pronounce and translate the sentences (correct when necessary)
66. Explain PERSONAL PRONOUN by stating a simple sentence with the idea that “Explain pronouns by saying “the substitute names of people and objects” “I don’t want to say Richard all the time, so I use HE”. Use the example

24

Student's book - Student's age: 8+



Lecture 5

Pronounce the words, read out the sentences below in English and translate them:

can, know, will, would, make, think, life, great, high, I, he, she, it, we, they, child, old, bad, so, just, house, part, place, problem, American, little, sure, a, an, and the

I will be there.

This is my year.

She was doing good things.

He had to help the people.

Do you like chocolates?

I can't see anything.

Are we going to the cinema?

I would like to have a house full of young students.

He made a toy.

The woman is thinking about how to get out of this place.

What is a conjunction?  
A conjunction is the glue that holds words and phrases. / I like big houses and I like to travel.

## Yellow Page

190. Pronounce the VERBS and ask the student to repeat them
191. Translate the verbs in the present and the past using the minimum words necessary to do so
192. Pronounce the NOUNS and ask the student to repeat them
193. Translate the nouns in the present and the past using the minimum words necessary to do so

25

1) Pronounce the **verbs** below in English and translate them to your native language:

- a) **see / saw:** \_\_\_\_\_ / \_\_\_\_\_  
b) **come / came:** \_\_\_\_\_ / \_\_\_\_\_  
c) **take / took:** \_\_\_\_\_ / \_\_\_\_\_

2) Pronounce the **nouns** below in English and translate them to your native language:

- a) **country:** \_\_\_\_\_  
b) **week:** \_\_\_\_\_  
c) **point:** \_\_\_\_\_  
d) **hand:** \_\_\_\_\_  
e) **group:** \_\_\_\_\_

3) Pronounce the **adjectives** below in English and translate them to your native language:

- a) **small:** \_\_\_\_\_  
b) **right:** \_\_\_\_\_  
c) **large:** \_\_\_\_\_

194. Pronounce the ADJECTIVES and ask the student to repeat them
195. Translate the adjectives in the present and the past using the minimum words necessary to do so
196. Pronounce the ADVERBS and ask the student to repeat them
197. Translate the adverbs in the present and the past using the minimum words necessary to do so
198. Ask the student to pronounce all the words

26

4) Pronounce the **conjunctions** below in English and translate them to your native language:

- a) **and:** \_\_\_\_\_  
b) **that:** \_\_\_\_\_  
c) **but:** \_\_\_\_\_

5) Pronounce the **adverbs** below in English and translate them to your native language:

- a) **up:** \_\_\_\_\_  
b) **out:** \_\_\_\_\_  
c) **how:** \_\_\_\_\_

## Gray Page

104. Ask what the verbs in bold mean in the L1
105. Ask the student to fill in the first gap, to pronounce the first sentence and to translate it
106. Translate to the students L1 the beginning of the sentence
107. Repeat this process with all sentences
108. Ask the student to pronounce all sentences

27

### Exercise Five

These are the 50<sup>th</sup>, the 61<sup>st</sup> and the 63<sup>rd</sup> most common words in the English language according to the Corpus of Contemporary American English, aka COCA.



**see** #56 (see, saw, saw), **come** #61 (came, come, coming), **take** #63 (took, taking, take)

1) He will \_\_\_\_\_ a small house this week.

He will see - \_\_\_\_\_

2) Roberto and Stephen \_\_\_\_\_ the president.

They saw - \_\_\_\_\_

3) The small, old man \_\_\_\_\_ a large group of students.

The small, old man saw - \_\_\_\_\_

4) We \_\_\_\_\_ to this country last week.

We came - \_\_\_\_\_

5) I will \_\_\_\_\_ back to my house next week.

I will come back - \_\_\_\_\_

28

6) Are you \_\_\_\_\_ home this month or the next month?

Are you coming - \_\_\_\_\_

7) He just \_\_\_\_\_ her big, old car.

He just took - \_\_\_\_\_

8) I am \_\_\_\_\_ his hand out of the cold water.

I am taking - \_\_\_\_\_

9) If we want to survive, the right people need to \_\_\_\_\_ this seriously.

If we want to survive, the right people need to take - \_\_\_\_\_

\_\_\_\_\_

\_\_\_\_\_

## Comic

106. Tell the student to ask if he/she do not know what a word means, and to write it down in the bottom of the page
107. Ask the student to read the comic out loud
108. Correct only when the pronunciation is too bad
109. Ask the student what is going on
110. Ask the student to read the comic again as homework and to underline the words that he/she doesn't know




## Lecture 47

## Blue Page

67. Ask the student to pronounce and translate the words (correct when necessary)
68. Ask the student to pronounce and translate the sentences (correct when necessary)
69. Explain PERSONAL PRONOUN by stating a simple sentence with the idea that "Explain pronouns by saying "the substitute names of people and objects" "I don't want to say Richard all the time, so I use HE". Use the example

24

Student's book - Student's age: 8+



**Lecture 5**

Pronounce the words, read out the sentences below in English and translate them:

can, know, will, would, make, think, life, great, high, I, he, she, it, we, they, child, old, bad, so, just, house, part, place, problem, American, little, sure, a, an, and the

I will be there.

This is my year.

She was doing good things.

He had to help the people.

Do you like chocolates?

I can't see anything.

Are we going to the cinema?

I would like to have a house full of young students.

He made a toy.

The woman is thinking about how to get out of this place.

What is a conjunction?  
A conjunction is the glue that holds words and phrases. / I like big houses and I like to travel.

## Yellow Page

199. Pronounce the VERBS and ask the student to repeat them
200. Translate the verbs in the present and the past using the minimum words necessary to do so
201. Pronounce the NOUNS and ask the student to repeat them
202. Translate the nouns in the present and the past using the minimum words necessary to do so

25

1) Pronounce the verbs below in English and translate them to your native language:

- a) see / saw: \_\_\_\_\_ / \_\_\_\_\_
- b) come / came: \_\_\_\_\_ / \_\_\_\_\_
- c) take / took: \_\_\_\_\_ / \_\_\_\_\_

2) Pronounce the nouns below in English and translate them to your native language:

- a) country: \_\_\_\_\_
- b) week: \_\_\_\_\_
- c) point: \_\_\_\_\_
- d) hand: \_\_\_\_\_
- e) group: \_\_\_\_\_

3) Pronounce the adjectives below in English and translate them to your native language:

- a) small: \_\_\_\_\_
- b) right: \_\_\_\_\_
- c) large: \_\_\_\_\_



- 203. the ADJECTIVES and ask the student to repeat them
- 204. Translate the adjectives in the present and the past using the minimum words necessary to do so
- 205. Pronounce the ADVERBS and ask the student to repeat them
- 206. Translate the adverbs in the present and the past using the minimum words necessary to do so
- 207. Ask the student to pronounce all the words

4) Pronounce the **conjunctions** below in English and translate them to your native language:

- a) **and**: \_\_\_\_\_
- b) **that**: \_\_\_\_\_
- c) **but**: \_\_\_\_\_

5) Pronounce the **adverbs** below in English and translate them to your native language:

- a) **up**: \_\_\_\_\_
- b) **out**: \_\_\_\_\_
- c) **how**: \_\_\_\_\_

### Gray Page

- 109. Ask what the verbs in **bold** mean in the L1
- 110. Ask the student to fill in the first gap, to pronounce the first sentence and to translate it
- 111. Translate to the students L1 the beginning of the sentence
- 112. Repeat this process with all sentences
- 113. Ask the student to pronounce all sentences

**Exercise Five**

These are the 50<sup>th</sup>, the 61<sup>st</sup> and the 63<sup>rd</sup> most common words in the English language according to the Corpus of Contemporary American English, aka COCA.

**see** #56 (see, saw, saw), **come** #61 (came, come, coming), **take** #63 (took, taking, take)

1) He will \_\_\_\_\_ a small house this week.  
**He will see** - \_\_\_\_\_

2) Roberto and Stephen \_\_\_\_\_ the president.  
**They saw** - \_\_\_\_\_

3) The small, old man \_\_\_\_\_ a large group of students.  
**The small, old man saw** - \_\_\_\_\_

4) We \_\_\_\_\_ to this country last week.  
**We came** - \_\_\_\_\_

5) I will \_\_\_\_\_ back to my house next week.  
**I will come back** - \_\_\_\_\_

6) Are you \_\_\_\_\_ home this month or the next month?

Are you coming - \_\_\_\_\_

7) He just \_\_\_\_\_ her big, old car.

He just took - \_\_\_\_\_

8) I am \_\_\_\_\_ his hand out of the cold water.

I am taking - \_\_\_\_\_

9) If we want to survive, the right people need to \_\_\_\_\_ this seriously.

If we want to survive, the right people need to take -

\_\_\_\_\_

\_\_\_\_\_

## Comic

111. Tell the student to ask if he/she do not know what a word means, and to write it down in the bottom of the page
112. Ask the student to read the comic out loud
113. Correct only when the pronunciation is too bad
114. Ask the student what is going on
115. Ask the student to read the comic again as homework and to underline the words that he/she doesn't know




## Lecture 48

### Blue Page

70. Ask the student to pronounce and translate the words (correct when necessary)
71. Ask the student to pronounce and translate the sentences (correct when necessary)
72. Explain PERSONAL PRONOUN by stating a simple sentence with the idea that “Explain pronouns by saying “the substitute names of people and objects” “I don’t want to say Richard all the time, so I use HE”. Use the example

24

Student's book - Student's age: 8+



Lecture 5

Pronounce the words, read out the sentences below in English and translate them:

can, know, will, would, make, think, life, great, high, I, he, she, it, we, they, child, old, bad, so, just, house, part, place, problem, American, little, sure, a, an, and the

I will be there.

This is my year.

She was doing good things.

He had to help the people.

Do you like chocolates?

I can't see anything.

Are we going to the cinema?

I would like to have a house full of young students.

He made a toy.

The woman is thinking about how to get out of this place.

What is a conjunction?  
A conjunction is the glue that holds words and phrases. / I like big houses and I like to travel.

## Yellow Page

208. Pronounce the VERBS and ask the student to repeat them
209. Translate the verbs in the present and the past using the minimum words necessary to do so
210. Pronounce the NOUNS and ask the student to repeat them
211. Translate the nouns in the present and the past using the minimum words necessary to do so

25

1) Pronounce the **verbs** below in English and translate them to your native language:

- a) **see / saw:** \_\_\_\_\_ / \_\_\_\_\_  
b) **come / came:** \_\_\_\_\_ / \_\_\_\_\_  
c) **take / took:** \_\_\_\_\_ / \_\_\_\_\_

2) Pronounce the **nouns** below in English and translate them to your native language:

- a) **country:** \_\_\_\_\_  
b) **week:** \_\_\_\_\_  
c) **point:** \_\_\_\_\_  
d) **hand:** \_\_\_\_\_  
e) **group:** \_\_\_\_\_

3) Pronounce the **adjectives** below in English and translate them to your native language:

- a) **small:** \_\_\_\_\_  
b) **right:** \_\_\_\_\_  
c) **large:** \_\_\_\_\_

212. Pronounce the ADJECTIVES and ask the student to repeat them
213. Translate the adjectives in the present and the past using the minimum words necessary to do so
214. Pronounce the ADVERBS and ask the student to repeat them
215. Translate the adverbs in the present and the past using the minimum words necessary to do so
216. Ask the student to pronounce all the words

26

4) Pronounce the **conjunctions** below in English and translate them to your native language:

- a) **and:** \_\_\_\_\_  
b) **that:** \_\_\_\_\_  
c) **but:** \_\_\_\_\_

5) Pronounce the **adverbs** below in English and translate them to your native language:

- a) **up:** \_\_\_\_\_  
b) **out:** \_\_\_\_\_  
c) **how:** \_\_\_\_\_

## Gray Page

114. Ask what the verbs in bold mean in the L1
115. Ask the student to fill in the first gap, to pronounce the first sentence and to translate it
116. Translate to the students L1 the beginning of the sentence
117. Repeat this process with all sentences
118. Ask the student to pronounce all sentences

27

### Exercise Five

These are the 50<sup>th</sup>, the 61<sup>st</sup> and the 63<sup>rd</sup> most common words in the English language according to the Corpus of Contemporary American English, aka COCA.



**see** #56 (see, saw, saw), **come** #61 (came, come, coming), **take** #63 (took, taking, take)

1) He will \_\_\_\_\_ a small house this week.

He will see - \_\_\_\_\_

2) Roberto and Stephen \_\_\_\_\_ the president.

They saw - \_\_\_\_\_

3) The small, old man \_\_\_\_\_ a large group of students.

The small, old man saw - \_\_\_\_\_

4) We \_\_\_\_\_ to this country last week.

We came - \_\_\_\_\_

5) I will \_\_\_\_\_ back to my house next week.

I will come back - \_\_\_\_\_

28

6) Are you \_\_\_\_\_ home this month or the next month?

Are you coming - \_\_\_\_\_

7) He just \_\_\_\_\_ her big, old car.

He just took - \_\_\_\_\_

8) I am \_\_\_\_\_ his hand out of the cold water.

I am taking - \_\_\_\_\_

9) If we want to survive, the right people need to \_\_\_\_\_ this seriously.

If we want to survive, the right people need to take - \_\_\_\_\_

\_\_\_\_\_

\_\_\_\_\_

## Comic

116. Tell the student to ask if he/she do not know what a word means, and to write it down in the bottom of the page
117. Ask the student to read the comic out loud
118. Correct only when the pronunciation is too bad
119. Ask the student what is going on
120. Ask the student to read the comic again as homework and to underline the words that he/she doesn't know




## Lecture 49

## Blue Page

73. Ask the student to pronounce and translate the words (correct when necessary)
74. Ask the student to pronounce and translate the sentences (correct when necessary)
75. Explain PERSONAL PRONOUN by stating a simple sentence with the idea that "Explain pronouns by saying "the substitute names of people and objects" "I don't want to say Richard all the time, so I use HE". Use the example

24

Student's book - Student's age: 8+



**Lecture 5**

Pronounce the words, read out the sentences below in English and translate them:

can, know, will, would, make, think, life, great, high, I, he, she, it, we, they, child, old, bad, so, just, house, part, place, problem, American, little, sure, a, an, and the

I will be there.

This is my year.

She was doing good things.

He had to help the people.

Do you like chocolates?

I can't see anything.

Are we going to the cinema?

I would like to have a house full of young students.

He made a toy.

The woman is thinking about how to get out of this place.

What is a conjunction?  
A conjunction is the glue that holds words and phrases. / I like big houses and I like to travel.

## Yellow Page

217. Pronounce the VERBS and ask the student to repeat them
218. Translate the verbs in the present and the past using the minimum words necessary to do so
219. Pronounce the NOUNS and ask the student to repeat them
220. Translate the nouns in the present and the past using the minimum words necessary to do so

25

1) Pronounce the verbs below in English and translate them to your native language:

- a) see / saw: \_\_\_\_\_ / \_\_\_\_\_
- b) come / came: \_\_\_\_\_ / \_\_\_\_\_
- c) take / took: \_\_\_\_\_ / \_\_\_\_\_

2) Pronounce the nouns below in English and translate them to your native language:

- a) country: \_\_\_\_\_
- b) week: \_\_\_\_\_
- c) point: \_\_\_\_\_
- d) hand: \_\_\_\_\_
- e) group: \_\_\_\_\_

3) Pronounce the adjectives below in English and translate them to your native language:

- a) small: \_\_\_\_\_
- b) right: \_\_\_\_\_
- c) large: \_\_\_\_\_

- 221. the ADJECTIVES and ask the student to repeat them
- 222. Translate the adjectives in the present and the past using the minimum words necessary to do so
- 223. Pronounce the ADVERBS and ask the student to repeat them
- 224. Translate the adverbs in the present and the past using the minimum words necessary to do so
- 225. Ask the student to pronounce all the words

4) Pronounce the conjunctions below in English and translate them to your native language:

- a) and: \_\_\_\_\_
- b) that: \_\_\_\_\_
- c) but: \_\_\_\_\_

5) Pronounce the adverbs below in English and translate them to your native language:

- a) up: \_\_\_\_\_
- b) out: \_\_\_\_\_
- c) how: \_\_\_\_\_

### Gray Page

- 119. Ask what the verbs in bold mean in the L1
- 120. Ask the student to fill in the first gap, to pronounce the first sentence and to translate it
- 121. Translate to the students L1 the beginning of the sentence
- 122. Repeat this process with all sentences
- 123. Ask the student to pronounce all sentences

**Exercise Five**

These are the 50<sup>th</sup>, the 61<sup>st</sup> and the 63<sup>rd</sup> most common words in the English language according to the Corpus of Contemporary American English, aka COCA.

**see** #56 (see, saw, saw), **come** #61 (came, come, coming), **take** #63 (took, taking, take)

1) He will \_\_\_\_\_ a small house this week.  
He will see - \_\_\_\_\_

2) Roberto and Stephen \_\_\_\_\_ the president.  
They saw - \_\_\_\_\_

3) The small, old man \_\_\_\_\_ a large group of students.  
The small, old man saw - \_\_\_\_\_

4) We \_\_\_\_\_ to this country last week.  
We came - \_\_\_\_\_

5) I will \_\_\_\_\_ back to my house next week.  
I will come back - \_\_\_\_\_






## Lecture 50

### Blue Page

76. Ask the student to pronounce and translate the words (correct when necessary)
77. Ask the student to pronounce and translate the sentences (correct when necessary)
78. Explain PERSONAL PRONOUN by stating a simple sentence with the idea that “Explain pronouns by saying “the substitute names of people and objects” “I don’t want to say Richard all the time, so I use HE”. Use the example

24

Student's book - Student's age: 8+



Lecture 5

Pronounce the words, read out the sentences below in English and translate them:

can, know, will, would, make, think, life, great, high, I, he, she, it, we, they, child, old, bad, so, just, house, part, place, problem, American, little, sure, a, an, and the

I will be there.

This is my year.

She was doing good things.

He had to help the people.

Do you like chocolates?

I can't see anything.

Are we going to the cinema?

I would like to have a house full of young students.

He made a toy.

The woman is thinking about how to get out of this place.

What is a conjunction?  
A conjunction is the glue that holds words and phrases. / I like big houses and I like to travel.

## Yellow Page

226. Pronounce the VERBS and ask the student to repeat them
227. Translate the verbs in the present and the past using the minimum words necessary to do so
228. Pronounce the NOUNS and ask the student to repeat them
229. Translate the nouns in the present and the past using the minimum words necessary to do so

25

1) Pronounce the **verbs** below in English and translate them to your native language:

- a) **see / saw:** \_\_\_\_\_ / \_\_\_\_\_  
b) **come / came:** \_\_\_\_\_ / \_\_\_\_\_  
c) **take / took:** \_\_\_\_\_ / \_\_\_\_\_

2) Pronounce the **nouns** below in English and translate them to your native language:

- a) **country:** \_\_\_\_\_  
b) **week:** \_\_\_\_\_  
c) **point:** \_\_\_\_\_  
d) **hand:** \_\_\_\_\_  
e) **group:** \_\_\_\_\_

3) Pronounce the **adjectives** below in English and translate them to your native language:

- a) **small:** \_\_\_\_\_  
b) **right:** \_\_\_\_\_  
c) **large:** \_\_\_\_\_

230. Pronounce the ADJECTIVES and ask the student to repeat them
231. Translate the adjectives in the present and the past using the minimum words necessary to do so
232. Pronounce the ADVERBS and ask the student to repeat them
233. Translate the adverbs in the present and the past using the minimum words necessary to do so
234. Ask the student to pronounce all the words

26

4) Pronounce the **conjunctions** below in English and translate them to your native language:

- a) **and:** \_\_\_\_\_  
b) **that:** \_\_\_\_\_  
c) **but:** \_\_\_\_\_

5) Pronounce the **adverbs** below in English and translate them to your native language:

- a) **up:** \_\_\_\_\_  
b) **out:** \_\_\_\_\_  
c) **how:** \_\_\_\_\_

## Gray Page

124. Ask what the verbs in bold mean in the L1
125. Ask the student to fill in the first gap, to pronounce the first sentence and to translate it
126. Translate to the students L1 the beginning of the sentence
127. Repeat this process with all sentences
128. Ask the student to pronounce all sentences

27

### Exercise Five

These are the 56<sup>th</sup>, the 61<sup>st</sup> and the 63<sup>rd</sup> most common words in the English language according to the Corpus of Contemporary American English, aka COCA.



**see** #56 (see, saw, saw), **come** #61 (came, come, coming), **take** #63 (took, taking, take)

1) He will \_\_\_\_\_ a small house this week.

He will see - \_\_\_\_\_

2) Roberto and Stephen \_\_\_\_\_ the president.

They saw - \_\_\_\_\_

3) The small, old man \_\_\_\_\_ a large group of students.

The small, old man saw - \_\_\_\_\_

4) We \_\_\_\_\_ to this country last week.

We came - \_\_\_\_\_

5) I will \_\_\_\_\_ back to my house next week.

I will come back - \_\_\_\_\_

28

6) Are you \_\_\_\_\_ home this month or the next month?

Are you coming - \_\_\_\_\_

7) He just \_\_\_\_\_ her big, old car.

He just took - \_\_\_\_\_

8) I am \_\_\_\_\_ his hand out of the cold water.

I am taking - \_\_\_\_\_

9) If we want to survive, the right people need to \_\_\_\_\_ this seriously.

If we want to survive, the right people need to take -

\_\_\_\_\_  
\_\_\_\_\_

## Comic

126. Tell the student to ask if he/she do not know what a word means, and to write it down in the bottom of the page
127. Ask the student to read the comic out loud
128. Correct only when the pronunciation is too bad
129. Ask the student what is going on
130. Ask the student to read the comic again as homework and to underline the words that he/she doesn't know




# Lecture 51

## Blue Page

79. Ask the student to pronounce and translate the words (correct when necessary)
80. Ask the student to pronounce and translate the sentences (correct when necessary)
81. Explain PERSONAL PRONOUN by stating a simple sentence with the idea that “Explain pronouns by saying “the substitute names of people and objects” “I don’t want to say Richard all the time, so I use HE”. Use the example

24

Student's book - Student's age: 8+



**Lecture 5**

Pronounce the words, read out the sentences below in English and translate them:

**can, know, will, would, make, think, life, great, high, I, he, she, it, we, they, child, old, bad, so, just, house, part, place, problem, American, little, sure, a, an, and the**

**I will be there.**

**This is my year.**

**She was doing good things.**

**He had to help the people.**

**Do you like chocolates?**

**I can't see anything.**

**Are we going to the cinema?**

**I would like to have a house full of young students.**

**He made a toy.**

**The woman is thinking about how to get out of this place.**

What is a conjunction?  
A conjunction is the glue that holds words and phrases. / I like big houses and / I like to travel.

## Yellow Page

235. Pronounce the VERBS and ask the student to repeat them
236. Translate the verbs in the present and the past using the minimum words necessary to do so
237. Pronounce the NOUNS and ask the student to repeat them
238. Translate the nouns in the present and the past using the minimum words necessary to do so

25

1) Pronounce the **verbs** below in English and translate them to your native language:

a) **see / saw:** \_\_\_\_\_ / \_\_\_\_\_

b) **come / came:** \_\_\_\_\_ / \_\_\_\_\_

c) **take / took:** \_\_\_\_\_ / \_\_\_\_\_

2) Pronounce the **nouns** below in English and translate them to your native language:

a) **country:** \_\_\_\_\_

b) **week:** \_\_\_\_\_

c) **point:** \_\_\_\_\_

d) **hand:** \_\_\_\_\_

e) **group:** \_\_\_\_\_

3) Pronounce the **adjectives** below in English and translate them to your native language:

a) **small:** \_\_\_\_\_

b) **right:** \_\_\_\_\_

c) **large:** \_\_\_\_\_

239. the ADJECTIVES and ask the student to repeat them
240. Translate the adjectives in the present and the past using the minimum words necessary to do so
241. Pronounce the ADVERBS and ask the student to repeat them
242. Translate the adverbs in the present and the past using the minimum words necessary to do so
243. Ask the student to pronounce all the words

26

- 4) Pronounce the **conjunctions** below in English and translate them to your native language:
- a) **and**: \_\_\_\_\_
- b) **that**: \_\_\_\_\_
- c) **but**: \_\_\_\_\_
- 5) Pronounce the **adverbs** below in English and translate them to your native language:
- a) **up**: \_\_\_\_\_
- b) **out**: \_\_\_\_\_
- c) **how**: \_\_\_\_\_

## Gray Page

129. Ask what the verbs in bold mean in the L1
130. Ask the student to fill in the first gap, to pronounce the first sentence and to translate it
131. Translate to the students L1 the beginning of the sentence
132. Repeat this process with all sentences
133. Ask the student to pronounce all sentences

27

### Exercise Five

These are the 56<sup>th</sup>, the 61<sup>st</sup> and the 63<sup>rd</sup> most common words in the English language according to the Corpus of Contemporary American English, aka COCA.



**see** #56 (see, saw, saw), **come** #61 (came, come, coming), **take** #63 (took, taking, take)

1) He will \_\_\_\_\_ a small house this week.

He will see - \_\_\_\_\_

2) Roberto and Stephen \_\_\_\_\_ the president.

They saw - \_\_\_\_\_

3) The small, old man \_\_\_\_\_ a large group of students.

The small, old man saw - \_\_\_\_\_

4) We \_\_\_\_\_ to this country last week.

We came - \_\_\_\_\_

5) I will \_\_\_\_\_ back to my house next week.

I will come back - \_\_\_\_\_

6) Are you \_\_\_\_\_ home this month or the next month?

Are you coming - \_\_\_\_\_

7) He just \_\_\_\_\_ her big, old car.

He just took - \_\_\_\_\_

8) I am \_\_\_\_\_ his hand out of the cold water.

I am taking - \_\_\_\_\_

9) If we want to survive, the right people need to \_\_\_\_\_ this seriously.

If we want to survive, the right people need to take - \_\_\_\_\_

\_\_\_\_\_

\_\_\_\_\_

## Comic

131. Tell the student to ask if he/she do not know what a word means, and to write it down in the bottom of the page
132. Ask the student to read the comic out loud
133. Correct only when the pronunciation is too bad
134. Ask the student what is going on
135. Ask the student to read the comic again as homework and to underline the words that he/she doesn't know






## Lecture 52

### Blue Page

82. Ask the student to pronounce and translate the words (correct when necessary)
83. Ask the student to pronounce and translate the sentences (correct when necessary)
84. Explain PERSONAL PRONOUN by stating a simple sentence with the idea that “Explain pronouns by saying “the substitute names of people and objects” “I don’t want to say Richard all the time, so I use HE”. Use the example

24

Student's book - Student's age: 8+



Lecture 5

Pronounce the words, read out the sentences below in English and translate them:

can, know, will, would, make, think, life, great, high, I, he, she, it, we, they, child, old, bad, so, just, house, part, place, problem, American, little, sure, a, an, and the

I will be there.

This is my year.

She was doing good things.

He had to help the people.

Do you like chocolates?

I can't see anything.

Are we going to the cinema?

I would like to have a house full of young students.

He made a toy.

The woman is thinking about how to get out of this place.

What is a conjunction?  
A conjunction is the glue that holds words and phrases. / I like big houses and / I like to travel.

## Yellow Page

244. Pronounce the VERBS and ask the student to repeat them
245. Translate the verbs in the present and the past using the minimum words necessary to do so
246. Pronounce the NOUNS and ask the student to repeat them
247. Translate the nouns in the present and the past using the minimum words necessary to do so

25

1) Pronounce the **verbs** below in English and translate them to your native language:

- a) **see / saw:** \_\_\_\_\_ / \_\_\_\_\_  
b) **come / came:** \_\_\_\_\_ / \_\_\_\_\_  
c) **take / took:** \_\_\_\_\_ / \_\_\_\_\_

2) Pronounce the **nouns** below in English and translate them to your native language:

- a) **country:** \_\_\_\_\_  
b) **week:** \_\_\_\_\_  
c) **point:** \_\_\_\_\_  
d) **hand:** \_\_\_\_\_  
e) **group:** \_\_\_\_\_

3) Pronounce the **adjectives** below in English and translate them to your native language:

- a) **small:** \_\_\_\_\_  
b) **right:** \_\_\_\_\_  
c) **large:** \_\_\_\_\_

248. Pronounce the ADJECTIVES and ask the student to repeat them
249. Translate the adjectives in the present and the past using the minimum words necessary to do so
250. Pronounce the ADVERBS and ask the student to repeat them
251. Translate the adverbs in the present and the past using the minimum words necessary to do so
252. Ask the student to pronounce all the words

26

4) Pronounce the **conjunctions** below in English and translate them to your native language:

- a) **and:** \_\_\_\_\_  
b) **that:** \_\_\_\_\_  
c) **but:** \_\_\_\_\_

5) Pronounce the **adverbs** below in English and translate them to your native language:

- a) **up:** \_\_\_\_\_  
b) **out:** \_\_\_\_\_  
c) **how:** \_\_\_\_\_

## Gray Page

134. Ask what the verbs in bold mean in the L1
135. Ask the student to fill in the first gap, to pronounce the first sentence and to translate it
136. Translate to the students L1 the beginning of the sentence
137. Repeat this process with all sentences
138. Ask the student to pronounce all sentences

27

### Exercise Five

These are the 50<sup>th</sup>, the 61<sup>st</sup> and the 63<sup>rd</sup> most common words in the English language according to the Corpus of Contemporary American English, aka COCA.



**see** #56 (see, saw, saw), **come** #61 (came, come, coming), **take** #63 (took, taking, take)

1) He will \_\_\_\_\_ a small house this week.

He will see - \_\_\_\_\_

2) Roberto and Stephen \_\_\_\_\_ the president.

They saw - \_\_\_\_\_

3) The small, old man \_\_\_\_\_ a large group of students.

The small, old man saw - \_\_\_\_\_

4) We \_\_\_\_\_ to this country last week.

We came - \_\_\_\_\_

5) I will \_\_\_\_\_ back to my house next week.

I will come back - \_\_\_\_\_

28

6) Are you \_\_\_\_\_ home this month or the next month?

Are you coming - \_\_\_\_\_

7) He just \_\_\_\_\_ her big, old car.

He just took - \_\_\_\_\_

8) I am \_\_\_\_\_ his hand out of the cold water.

I am taking - \_\_\_\_\_

9) If we want to survive, the right people need to \_\_\_\_\_ this seriously.

If we want to survive, the right people need to take - \_\_\_\_\_

\_\_\_\_\_

\_\_\_\_\_




# Lecture 53

## Blue Page

85. Ask the student to pronounce and translate the words (correct when necessary)
86. Ask the student to pronounce and translate the sentences (correct when necessary)
87. Explain PERSONAL PRONOUN by stating a simple sentence with the idea that “Explain pronouns by saying “the substitute names of people and objects” “I don’t want to say Richard all the time, so I use HE”. Use the example

24

Student's book - Student's age: 8+

 GRE  
ESL TEACHING

Lecture 5

Pronounce the words, read out the sentences below in English and translate them:

can, know, will, would, make, think, life, great, high, I, he, she, it, we, they, child, old, bad, so, just, house, part, place, problem, American, little, sure, a, an, and the

I will be there.

This is my year.

She was doing good things.

He had to help the people.

Do you like chocolates?

I can't see anything.

Are we going to the cinema?

I would like to have a house full of young students.

He made a toy.

The woman is thinking about how to get out of this place.

What is a conjunction?  
A conjunction is the glue that holds words and phrases. / like big houses and / like to travel.

## Yellow Page

253. Pronounce the VERBS and ask the student to repeat them
254. Translate the verbs in the present and the past using the minimum words necessary to do so
255. Pronounce the NOUNS and ask the student to repeat them
256. Translate the nouns in the present and the past using the minimum words necessary to do so

25

1) Pronounce the **verbs** below in English and translate them to your native language:

a) **see / saw:** \_\_\_\_\_ / \_\_\_\_\_

b) **come / came:** \_\_\_\_\_ / \_\_\_\_\_

c) **take / took:** \_\_\_\_\_ / \_\_\_\_\_

2) Pronounce the **nouns** below in English and translate them to your native language:

a) **country:** \_\_\_\_\_

b) **week:** \_\_\_\_\_

c) **point:** \_\_\_\_\_

d) **hand:** \_\_\_\_\_

e) **group:** \_\_\_\_\_

3) Pronounce the **adjectives** below in English and translate them to your native language:

a) **small:** \_\_\_\_\_

b) **right:** \_\_\_\_\_

c) **large:** \_\_\_\_\_

257. the ADJECTIVES and ask the student to repeat them
258. Translate the adjectives in the present and the past using the minimum words necessary to do so
259. Pronounce the ADVERBS and ask the student to repeat them
260. Translate the adverbs in the present and the past using the minimum words necessary to do so
261. Ask the student to pronounce all the words

26

- 4) Pronounce the **conjunctions** below in English and translate them to your native language:
- a) **and**: \_\_\_\_\_
- b) **that**: \_\_\_\_\_
- c) **but**: \_\_\_\_\_
- 5) Pronounce the **adverbs** below in English and translate them to your native language:
- a) **up**: \_\_\_\_\_
- b) **out**: \_\_\_\_\_
- c) **how**: \_\_\_\_\_

## Gray Page

139. Ask what the verbs in bold mean in the L1
140. Ask the student to fill in the first gap, to pronounce the first sentence and to translate it
141. Translate to the students L1 the beginning of the sentence
142. Repeat this process with all sentences
143. Ask the student to pronounce all sentences

27

### Exercise Five

These are the 56<sup>th</sup>, the 61<sup>st</sup> and the 63<sup>rd</sup> most common words in the English language according to the Corpus of Contemporary American English, aka COCA.



**see** #56 (see, saw, saw), **come** #61 (came, come, coming), **take** #63 (took, taking, take)

1) He will \_\_\_\_\_ a small house this week.

He will see - \_\_\_\_\_

2) Roberto and Stephen \_\_\_\_\_ the president.

They saw - \_\_\_\_\_

3) The small, old man \_\_\_\_\_ a large group of students.

The small, old man saw - \_\_\_\_\_

4) We \_\_\_\_\_ to this country last week.

We came - \_\_\_\_\_

5) I will \_\_\_\_\_ back to my house next week.

I will come back - \_\_\_\_\_

6) Are you \_\_\_\_\_ home this month or the next month?

Are you coming - \_\_\_\_\_

7) He just \_\_\_\_\_ her big, old car.

He just took - \_\_\_\_\_

8) I am \_\_\_\_\_ his hand out of the cold water.

I am taking - \_\_\_\_\_

9) If we want to survive, the right people need to \_\_\_\_\_ this seriously.

If we want to survive, the right people need to take - \_\_\_\_\_

\_\_\_\_\_

\_\_\_\_\_

## Comic

141. Tell the student to ask if he/she do not know what a word means, and to write it down in the bottom of the page
142. Ask the student to read the comic out loud
143. Correct only when the pronunciation is too bad
144. Ask the student what is going on
145. Ask the student to read the comic again as homework and to underline the words that he/she doesn't know




## Lecture 54

### Blue Page

88. Ask the student to pronounce and translate the words (correct when necessary)
89. Ask the student to pronounce and translate the sentences (correct when necessary)
90. Explain PERSONAL PRONOUN by stating a simple sentence with the idea that “Explain pronouns by saying “the substitute names of people and objects” “I don’t want to say Richard all the time, so I use HE”. Use the example

24

Student's book - Student's age: 8+



Lecture 5

Pronounce the words, read out the sentences below in English and translate them:

can, know, will, would, make, think, life, great, high, I, he, she, it, we, they, child, old, bad, so, just, house, part, place, problem, American, little, sure, a, an, and, the

I will be there.

This is my year.

She was doing good things.

He had to help the people.

Do you like chocolates?

I can't see anything.

Are we going to the cinema?

I would like to have a house full of young students.

He made a toy.

The woman is thinking about how to get out of this place.

What is a conjunction?  
A conjunction is the glue that holds words and phrases. / I like big houses and / I like to travel.



## Yellow Page

262. Pronounce the VERBS and ask the student to repeat them
263. Translate the verbs in the present and the past using the minimum words necessary to do so
264. Pronounce the NOUNS and ask the student to repeat them
265. Translate the nouns in the present and the past using the minimum words necessary to do so

25

1) Pronounce the verbs below in English and translate them to your native language:

- a) **see / saw:** \_\_\_\_\_ / \_\_\_\_\_  
b) **come / came:** \_\_\_\_\_ / \_\_\_\_\_  
c) **take / took:** \_\_\_\_\_ / \_\_\_\_\_

2) Pronounce the nouns below in English and translate them to your native language:

- a) **country:** \_\_\_\_\_  
b) **week:** \_\_\_\_\_  
c) **point:** \_\_\_\_\_  
d) **hand:** \_\_\_\_\_  
e) **group:** \_\_\_\_\_

3) Pronounce the adjectives below in English and translate them to your native language:

- a) **small:** \_\_\_\_\_  
b) **right:** \_\_\_\_\_  
c) **large:** \_\_\_\_\_

266. Pronounce the ADJECTIVES and ask the student to repeat them
267. Translate the adjectives in the present and the past using the minimum words necessary to do so
268. Pronounce the ADVERBS and ask the student to repeat them
269. Translate the adverbs in the present and the past using the minimum words necessary to do so
270. Ask the student to pronounce all the words

26

4) Pronounce the conjunctions below in English and translate them to your native language:

- a) **and:** \_\_\_\_\_  
b) **that:** \_\_\_\_\_  
c) **but:** \_\_\_\_\_

5) Pronounce the adverbs below in English and translate them to your native language:

- a) **up:** \_\_\_\_\_  
b) **out:** \_\_\_\_\_  
c) **how:** \_\_\_\_\_

## Gray Page

144. Ask what the verbs in bold mean in the L1
145. Ask the student to fill in the first gap, to pronounce the first sentence and to translate it
146. Translate to the students L1 the beginning of the sentence
147. Repeat this process with all sentences
148. Ask the student to pronounce all sentences

27

### Exercise Five

These are the 50<sup>th</sup>, the 61<sup>st</sup> and the 63<sup>rd</sup> most common words in the English language according to the Corpus of Contemporary American English, aka COCA.



**see** #56 (see, saw, saw), **come** #61 (came, come, coming), **take** #63 (took, taking, take)

1) He will \_\_\_\_\_ a small house this week.

He will see - \_\_\_\_\_

2) Roberto and Stephen \_\_\_\_\_ the president.

They saw - \_\_\_\_\_

3) The small, old man \_\_\_\_\_ a large group of students.

The small, old man saw - \_\_\_\_\_

4) We \_\_\_\_\_ to this country last week.

We came - \_\_\_\_\_

5) I will \_\_\_\_\_ back to my house next week.

I will come back - \_\_\_\_\_

28

6) Are you \_\_\_\_\_ home this month or the next month?

Are you coming - \_\_\_\_\_

7) He just \_\_\_\_\_ her big, old car.

He just took - \_\_\_\_\_

8) I am \_\_\_\_\_ his hand out of the cold water.

I am taking - \_\_\_\_\_

9) If we want to survive, the right people need to \_\_\_\_\_ this seriously.

If we want to survive, the right people need to take - \_\_\_\_\_

\_\_\_\_\_

\_\_\_\_\_



# Lecture 55


## Blue Page

91. Ask the student to pronounce and translate the words (correct when necessary)
92. Ask the student to pronounce and translate the sentences (correct when necessary)
93. Explain PERSONAL PRONOUN by stating a simple sentence with the idea that “Explain pronouns by saying “the substitute names of people and objects” “I don’t want to say Richard all the time, so I use HE”. Use the example

24

Student's book - Student's age: 8+

**Lecture 5**

 GRE  
ESL TEACHING

Pronounce the words, read out the sentences below in English and translate them:

can, know, will, would, make, think, life, great, high, I, he, she, it, we, they, child, old, bad, so, just, house, part, place, problem, American, little, sure, a, an, and the

I will be there.

This is my year.

She was doing good things.

He had to help the people.

Do you like chocolates?

I can't see anything.

Are we going to the cinema?

I would like to have a house full of young students.

He made a toy.

The woman is thinking about how to get out of this place.

What is a conjunction?  
A conjunction is the glue that holds words and phrases. / I like big houses and / I like to travel.

## Yellow Page

271. Pronounce the VERBS and ask the student to repeat them
272. Translate the verbs in the present and the past using the minimum words necessary to do so
273. Pronounce the NOUNS and ask the student to repeat them
274. Translate the nouns in the present and the past using the minimum words necessary to do so

25

1) Pronounce the verbs below in English and translate them to your native language:

a) **see / saw:** \_\_\_\_\_ / \_\_\_\_\_

b) **come / came:** \_\_\_\_\_ / \_\_\_\_\_

c) **take / took:** \_\_\_\_\_ / \_\_\_\_\_

2) Pronounce the nouns below in English and translate them to your native language:

a) **country:** \_\_\_\_\_

b) **week:** \_\_\_\_\_

c) **point:** \_\_\_\_\_

d) **hand:** \_\_\_\_\_

e) **group:** \_\_\_\_\_

3) Pronounce the adjectives below in English and translate them to your native language:

a) **small:** \_\_\_\_\_

b) **right:** \_\_\_\_\_

c) **large:** \_\_\_\_\_

275. Pronounce the ADJECTIVES and ask the student to repeat them
276. Translate the adjectives in the present and the past using the minimum words necessary to do so
277. Pronounce the ADVERBS and ask the student to repeat them
278. Translate the adverbs in the present and the past using the minimum words necessary to do so
279. Ask the student to pronounce all the words

26

- 4) Pronounce the **conjunctions** below in English and translate them to your native language:
- a) **and**: \_\_\_\_\_
- b) **that**: \_\_\_\_\_
- c) **but**: \_\_\_\_\_
- 5) Pronounce the **adverbs** below in English and translate them to your native language:
- a) **up**: \_\_\_\_\_
- b) **out**: \_\_\_\_\_
- c) **how**: \_\_\_\_\_

## Gray Page

149. Ask what the verbs in bold mean in the L1
150. Ask the student to fill in the first gap, to pronounce the first sentence and to translate it
151. Translate to the students L1 the beginning of the sentence
152. Repeat this process with all sentences
153. Ask the student to pronounce all sentences

27

### Exercise Five

These are the 56<sup>th</sup>, the 61<sup>st</sup> and the 63<sup>rd</sup> most common words in the English language according to the Corpus of Contemporary American English, aka COCA.



**see** #56 (see, saw, saw), **come** #61 (came, come, coming), **take** #63 (took, taking, take)

1) He will \_\_\_\_\_ a small house this week.

He will see - \_\_\_\_\_

2) Roberto and Stephen \_\_\_\_\_ the president.

They saw - \_\_\_\_\_

3) The small, old man \_\_\_\_\_ a large group of students.

The small, old man saw - \_\_\_\_\_

4) We \_\_\_\_\_ to this country last week.

We came - \_\_\_\_\_

5) I will \_\_\_\_\_ back to my house next week.

I will come back - \_\_\_\_\_



## Lecture 56

### Blue Page

94. Ask the student to pronounce and translate the words (correct when necessary)
95. Ask the student to pronounce and translate the sentences (correct when necessary)
96. Explain PERSONAL PRONOUN by stating a simple sentence with the idea that “Explain pronouns by saying “the substitute names of people and objects” “I don’t want to say Richard all the time, so I use HE”. Use the example

24

Student's book - Student's age: 8+

**Lecture 5**



Pronounce the words, read out the sentences below in English and translate them:

can, know, will, would, make, think, life, great, high, I, he, she, it, we, they, child, old, bad, so, just, house, part, place, problem, American, little, sure, a, an, and, the

I will be there.

This is my year.

She was doing good things.

He had to help the people.

Do you like chocolates?

I can't see anything.

Are we going to the cinema?

I would like to have a house full of young students.

He made a toy.

The woman is thinking about how to get out of this place.

What is a conjunction?  
A conjunction is the glue that holds words and phrases. *I like big houses and I like to travel.*

## Yellow Page

280. Pronounce the VERBS and ask the student to repeat them
281. Translate the verbs in the present and the past using the minimum words necessary to do so
282. Pronounce the NOUNS and ask the student to repeat them
283. Translate the nouns in the present and the past using the minimum words necessary to do so

25

1) Pronounce the verbs below in English and translate them to your native language:

- a) **see / saw:** \_\_\_\_\_ / \_\_\_\_\_  
b) **come / came:** \_\_\_\_\_ / \_\_\_\_\_  
c) **take / took:** \_\_\_\_\_ / \_\_\_\_\_

2) Pronounce the nouns below in English and translate them to your native language:

- a) **country:** \_\_\_\_\_  
b) **week:** \_\_\_\_\_  
c) **point:** \_\_\_\_\_  
d) **hand:** \_\_\_\_\_  
e) **group:** \_\_\_\_\_

3) Pronounce the adjectives below in English and translate them to your native language:

- a) **small:** \_\_\_\_\_  
b) **right:** \_\_\_\_\_  
c) **large:** \_\_\_\_\_

284. Pronounce the ADJECTIVES and ask the student to repeat them
285. Translate the adjectives in the present and the past using the minimum words necessary to do so
286. Pronounce the ADVERBS and ask the student to repeat them
287. Translate the adverbs in the present and the past using the minimum words necessary to do so
288. Ask the student to pronounce all the words

26

4) Pronounce the conjunctions below in English and translate them to your native language:

- a) **and:** \_\_\_\_\_  
b) **that:** \_\_\_\_\_  
c) **but:** \_\_\_\_\_

5) Pronounce the adverbs below in English and translate them to your native language:

- a) **up:** \_\_\_\_\_  
b) **out:** \_\_\_\_\_  
c) **how:** \_\_\_\_\_



## Gray Page

154. Ask what the verbs in bold mean in the L1
155. Ask the student to fill in the first gap, to pronounce the first sentence and to translate it
156. Translate to the students L1 the beginning of the sentence
157. Repeat this process with all sentences
158. Ask the student to pronounce all sentences

27

### Exercise Five

These are the 50<sup>th</sup>, the 61<sup>st</sup> and the 63<sup>rd</sup> most common words in the English language according to the Corpus of Contemporary American English, aka COCA.



**see** #56 (see, saw, saw), **come** #61 (came, come, coming), **take** #63 (took, taking, take)

1) He will \_\_\_\_\_ a small house this week.

He will see - \_\_\_\_\_

2) Roberto and Stephen \_\_\_\_\_ the president.

They saw - \_\_\_\_\_

3) The small, old man \_\_\_\_\_ a large group of students.

The small, old man saw - \_\_\_\_\_

4) We \_\_\_\_\_ to this country last week.

We came - \_\_\_\_\_

5) I will \_\_\_\_\_ back to my house next week.

I will come back - \_\_\_\_\_

28

6) Are you \_\_\_\_\_ home this month or the next month?

Are you coming - \_\_\_\_\_

7) He just \_\_\_\_\_ her big, old car.

He just took - \_\_\_\_\_

8) I am \_\_\_\_\_ his hand out of the cold water.

I am taking - \_\_\_\_\_

9) If we want to survive, the right people need to \_\_\_\_\_ this seriously.

If we want to survive, the right people need to take - \_\_\_\_\_

\_\_\_\_\_

\_\_\_\_\_

## Comic

156. Tell the student to ask if he/she do not know what a word means, and to write it down in the bottom of the page
157. Ask the student to read the comic out loud
158. Correct only when the pronunciation is too bad
159. Ask the student what is going on
160. Ask the student to read the comic again as homework and to underline the words that he/she doesn't know




# Lecture 57

## Blue Page

97. Ask the student to pronounce and translate the words (correct when necessary)
98. Ask the student to pronounce and translate the sentences (correct when necessary)
99. Explain PERSONAL PRONOUN by stating a simple sentence with the idea that “Explain pronouns by saying “the substitute names of people and objects” “I don’t want to say Richard all the time, so I use HE”. Use the example

24

Student's book - Student's age: 8+

 GRE  
ESL TEACHING

Lecture 5

Pronounce the words, read out the sentences below in English and translate them:

can, know, will, would, make, think, life, great, high, I, he, she, it, we, they, child, old, bad, so, just, house, part, place, problem, American, little, sure, a, an, and the

I will be there.

This is my year.

She was doing good things.

He had to help the people.

Do you like chocolates?

I can't see anything.

Are we going to the cinema?

I would like to have a house full of young students.

He made a toy.

The woman is thinking about how to get out of this place.

What is a conjunction?  
A conjunction is the glue that holds words and phrases. / I like big houses and / I like to travel.

## Yellow Page

289. Pronounce the VERBS and ask the student to repeat them
290. Translate the verbs in the present and the past using the minimum words necessary to do so
291. Pronounce the NOUNS and ask the student to repeat them
292. Translate the nouns in the present and the past using the minimum words necessary to do so

25

1) Pronounce the **verbs** below in English and translate them to your native language:

a) **see / saw:** \_\_\_\_\_ / \_\_\_\_\_

b) **come / came:** \_\_\_\_\_ / \_\_\_\_\_

c) **take / took:** \_\_\_\_\_ / \_\_\_\_\_

2) Pronounce the **nouns** below in English and translate them to your native language:

a) **country:** \_\_\_\_\_

b) **week:** \_\_\_\_\_

c) **point:** \_\_\_\_\_

d) **hand:** \_\_\_\_\_

e) **group:** \_\_\_\_\_

3) Pronounce the **adjectives** below in English and translate them to your native language:

a) **small:** \_\_\_\_\_

b) **right:** \_\_\_\_\_

c) **large:** \_\_\_\_\_

293. the ADJECTIVES and ask the student to repeat them
294. Translate the adjectives in the present and the past using the minimum words necessary to do so
295. Pronounce the ADVERBS and ask the student to repeat them
296. Translate the adverbs in the present and the past using the minimum words necessary to do so
297. Ask the student to pronounce all the words

26

- 4) Pronounce the **conjunctions** below in English and translate them to your native language:
- a) **and**: \_\_\_\_\_
- b) **that**: \_\_\_\_\_
- c) **but**: \_\_\_\_\_
- 5) Pronounce the **adverbs** below in English and translate them to your native language:
- a) **up**: \_\_\_\_\_
- b) **out**: \_\_\_\_\_
- c) **how**: \_\_\_\_\_

## Gray Page

159. Ask what the verbs in bold mean in the L1
160. Ask the student to fill in the first gap, to pronounce the first sentence and to translate it
161. Translate to the students L1 the beginning of the sentence
162. Repeat this process with all sentences
163. Ask the student to pronounce all sentences

27

### Exercise Five

These are the 56<sup>th</sup>, the 61<sup>st</sup> and the 63<sup>rd</sup> most common words in the English language according to the Corpus of Contemporary American English, aka COCA.



**see** #56 (see, saw, saw), **come** #61 (came, come, coming), **take** #63 (took, taking, take)

1) He will \_\_\_\_\_ a small house this week.

He will see - \_\_\_\_\_

2) Roberto and Stephen \_\_\_\_\_ the president.

They saw - \_\_\_\_\_

3) The small, old man \_\_\_\_\_ a large group of students.

The small, old man saw - \_\_\_\_\_

4) We \_\_\_\_\_ to this country last week.

We came - \_\_\_\_\_

5) I will \_\_\_\_\_ back to my house next week.

I will come back - \_\_\_\_\_

6) Are you \_\_\_\_\_ home this month or the next month?

Are you coming - \_\_\_\_\_

7) He just \_\_\_\_\_ her big, old car.

He just took - \_\_\_\_\_

8) I am \_\_\_\_\_ his hand out of the cold water.

I am taking - \_\_\_\_\_

9) If we want to survive, the right people need to \_\_\_\_\_ this seriously.

If we want to survive, the right people need to take - \_\_\_\_\_

\_\_\_\_\_

\_\_\_\_\_

## Comic

161. Tell the student to ask if he/she do not know what a word means, and to write it down in the bottom of the page
162. Ask the student to read the comic out loud
163. Correct only when the pronunciation is too bad
164. Ask the student what is going on
165. Ask the student to read the comic again as homework and to underline the words that he/she doesn't know



## Lecture 58

### Blue Page

100. Ask the student to pronounce and translate the words (correct when necessary)
101. Ask the student to pronounce and translate the sentences (correct when necessary)
102. Explain PERSONAL PRONOUN by stating a simple sentence with the idea that “Explain pronouns by saying “the substitute names of people and objects” “I don’t want to say Richard all the time, so I use HE”. Use the example

24

Student's book - Student's age: 8+



Lecture 5

Pronounce the words, read out the sentences below in English and translate them:

can, know, will, would, make, think, life, great, high, I, he, she, it, we, they, child, old, bad, so, just, house, part, place, problem, American, little, sure, a, an, and, the

I will be there.

This is my year.

She was doing good things.

He had to help the people.

Do you like chocolates?

I can't see anything.

Are we going to the cinema?

I would like to have a house full of young students.

He made a toy.

The woman is thinking about how to get out of this place.

What is a conjunction?  
A conjunction is the glue that holds words and phrases. / I like big houses and / I like to travel.

## Yellow Page

298. Pronounce the VERBS and ask the student to repeat them
299. Translate the verbs in the present and the past using the minimum words necessary to do so
300. Pronounce the NOUNS and ask the student to repeat them
301. Translate the nouns in the present and the past using the minimum words necessary to do so

25

1) Pronounce the **verbs** below in English and translate them to your native language:

- a) **see / saw:** \_\_\_\_\_ / \_\_\_\_\_  
b) **come / came:** \_\_\_\_\_ / \_\_\_\_\_  
c) **take / took:** \_\_\_\_\_ / \_\_\_\_\_

2) Pronounce the **nouns** below in English and translate them to your native language:

- a) **country:** \_\_\_\_\_  
b) **week:** \_\_\_\_\_  
c) **point:** \_\_\_\_\_  
d) **hand:** \_\_\_\_\_  
e) **group:** \_\_\_\_\_

3) Pronounce the **adjectives** below in English and translate them to your native language:

- a) **small:** \_\_\_\_\_  
b) **right:** \_\_\_\_\_  
c) **large:** \_\_\_\_\_

302. Pronounce the ADJECTIVES and ask the student to repeat them
303. Translate the adjectives in the present and the past using the minimum words necessary to do so
304. Pronounce the ADVERBS and ask the student to repeat them
305. Translate the adverbs in the present and the past using the minimum words necessary to do so
306. Ask the student to pronounce all the words

26

4) Pronounce the **conjunctions** below in English and translate them to your native language:

- a) **and:** \_\_\_\_\_  
b) **that:** \_\_\_\_\_  
c) **but:** \_\_\_\_\_

5) Pronounce the **adverbs** below in English and translate them to your native language:

- a) **up:** \_\_\_\_\_  
b) **out:** \_\_\_\_\_  
c) **how:** \_\_\_\_\_

## Gray Page

164. Ask what the verbs in bold mean in the L1
165. Ask the student to fill in the first gap, to pronounce the first sentence and to translate it
166. Translate to the students L1 the beginning of the sentence
167. Repeat this process with all sentences
168. Ask the student to pronounce all sentences

27

### Exercise Five

These are the 56<sup>th</sup>, the 61<sup>st</sup> and the 63<sup>rd</sup> most common words in the English language according to the Corpus of Contemporary American English, aka COCA.



**see** #56 (see, saw, saw), **come** #61 (came, come, coming), **take** #63 (took, taking, take)

1) He will \_\_\_\_\_ a small house this week.

He will see - \_\_\_\_\_

2) Roberto and Stephen \_\_\_\_\_ the president.

They saw - \_\_\_\_\_

3) The small, old man \_\_\_\_\_ a large group of students.

The small, old man saw - \_\_\_\_\_

4) We \_\_\_\_\_ to this country last week.

We came - \_\_\_\_\_

5) I will \_\_\_\_\_ back to my house next week.

I will come back - \_\_\_\_\_

28

6) Are you \_\_\_\_\_ home this month or the next month?

Are you coming - \_\_\_\_\_

7) He just \_\_\_\_\_ her big, old car.

He just took - \_\_\_\_\_

8) I am \_\_\_\_\_ his hand out of the cold water.

I am taking - \_\_\_\_\_

9) If we want to survive, the right people need to \_\_\_\_\_ this seriously.

If we want to survive, the right people need to take - \_\_\_\_\_

\_\_\_\_\_

\_\_\_\_\_



## Comic

166. Tell the student to ask if he/she do not know what a word means, and to write it down in the bottom of the page
167. Ask the student to read the comic out loud
168. Correct only when the pronunciation is too bad
169. Ask the student what is going on
170. Ask the student to read the comic again as homework and to underline the words that he/she doesn't know



# Lecture 59


## Blue Page

103. Ask the student to pronounce and translate the words (correct when necessary)
104. Ask the student to pronounce and translate the sentences (correct when necessary)
105. Explain PERSONAL PRONOUN by stating a simple sentence with the idea that “Explain pronouns by saying “the substitute names of people and objects” “I don’t want to say Richard all the time, so I use HE”. Use the example

24

Student's book - Student's age: 8+

**Lecture 5**



Pronounce the words, read out the sentences below in English and translate them:

can, know, will, would, make, think, life, great, high, I, he, she, it, we, they, child, old, bad, so, just, house, part, place, problem, American, little, sure, a, an, and the

I will be there.

This is my year.

She was doing good things.

He had to help the people.

Do you like chocolates?

I can't see anything.

Are we going to the cinema?

I would like to have a house full of young students.

He made a toy.

The woman is thinking about how to get out of this place.

What is a conjunction?  
A conjunction is the glue that holds words and phrases. / like big houses and / like to travel.

## Yellow Page

307. Pronounce the VERBS and ask the student to repeat them
308. Translate the verbs in the present and the past using the minimum words necessary to do so
309. Pronounce the NOUNS and ask the student to repeat them
310. Translate the nouns in the present and the past using the minimum words necessary to do so

25

1) Pronounce the **verbs** below in English and translate them to your native language:

a) **see / saw:** \_\_\_\_\_ / \_\_\_\_\_

b) **come / came:** \_\_\_\_\_ / \_\_\_\_\_

c) **take / took:** \_\_\_\_\_ / \_\_\_\_\_

2) Pronounce the **nouns** below in English and translate them to your native language:

a) **country:** \_\_\_\_\_

b) **week:** \_\_\_\_\_

c) **point:** \_\_\_\_\_

d) **hand:** \_\_\_\_\_

e) **group:** \_\_\_\_\_

3) Pronounce the **adjectives** below in English and translate them to your native language:

a) **small:** \_\_\_\_\_

b) **right:** \_\_\_\_\_

c) **large:** \_\_\_\_\_

311. the ADJECTIVES and ask the student to repeat them
312. Translate the adjectives in the present and the past using the minimum words necessary to do so
313. Pronounce the ADVERBS and ask the student to repeat them
314. Translate the adverbs in the present and the past using the minimum words necessary to do so
315. Ask the student to pronounce all the words

26

- 4) Pronounce the **conjunctions** below in English and translate them to your native language:
- a) **and**: \_\_\_\_\_
- b) **that**: \_\_\_\_\_
- c) **but**: \_\_\_\_\_
- 5) Pronounce the **adverbs** below in English and translate them to your native language:
- a) **up**: \_\_\_\_\_
- b) **out**: \_\_\_\_\_
- c) **how**: \_\_\_\_\_

## Gray Page

169. Ask what the verbs in bold mean in the L1
170. Ask the student to fill in the first gap, to pronounce the first sentence and to translate it
171. Translate to the students L1 the beginning of the sentence
172. Repeat this process with all sentences
173. Ask the student to pronounce all sentences

27

### Exercise Five

These are the 56<sup>th</sup>, the 61<sup>st</sup> and the 63<sup>rd</sup> most common words in the English language according to the Corpus of Contemporary American English, aka COCA.



**see** #56 (see, saw, saw), **come** #61 (came, come, coming), **take** #63 (took, taking, take)

1) He will \_\_\_\_\_ a small house this week.

He will see - \_\_\_\_\_

2) Roberto and Stephen \_\_\_\_\_ the president.

They saw - \_\_\_\_\_

3) The small, old man \_\_\_\_\_ a large group of students.

The small, old man saw - \_\_\_\_\_

4) We \_\_\_\_\_ to this country last week.

We came - \_\_\_\_\_

5) I will \_\_\_\_\_ back to my house next week.

I will come back - \_\_\_\_\_

6) Are you \_\_\_\_\_ home this month or the next month?

Are you coming - \_\_\_\_\_

7) He just \_\_\_\_\_ her big, old car.

He just took - \_\_\_\_\_

8) I am \_\_\_\_\_ his hand out of the cold water.

I am taking - \_\_\_\_\_

9) If we want to survive, the right people need to \_\_\_\_\_ this seriously.

If we want to survive, the right people need to take - \_\_\_\_\_

\_\_\_\_\_

\_\_\_\_\_

## Comic

171. Tell the student to ask if he/she do not know what a word means, and to write it down in the bottom of the page
172. Ask the student to read the comic out loud
173. Correct only when the pronunciation is too bad
174. Ask the student what is going on
175. Ask the student to read the comic again as homework and to underline the words that he/she doesn't know




## Lecture 60

### Blue Page

106. Ask the student to pronounce and translate the words (correct when necessary)
107. Ask the student to pronounce and translate the sentences (correct when necessary)
108. Explain PERSONAL PRONOUN by stating a simple sentence with the idea that “Explain pronouns by saying “the substitute names of people and objects” “I don’t want to say Richard all the time, so I use HE”. Use the example

24

Student's book - Student's age: 8+



Lecture 5

Pronounce the words, read out the sentences below in English and translate them:

can, know, will, would, make, think, life, great, high, I, he, she, it, we, they, child, old, bad, so, just, house, part, place, problem, American, little, sure, a, an, and, the

I will be there.

This is my year.

She was doing good things.

He had to help the people.

Do you like chocolates?

I can't see anything.

Are we going to the cinema?

I would like to have a house full of young students.

He made a toy.

The woman is thinking about how to get out of this place.

What is a conjunction?  
A conjunction is the glue that holds words and phrases. / I like big houses and / I like to travel.

## Yellow Page

316. Pronounce the VERBS and ask the student to repeat them
317. Translate the verbs in the present and the past using the minimum words necessary to do so
318. Pronounce the NOUNS and ask the student to repeat them
319. Translate the nouns in the present and the past using the minimum words necessary to do so

25

1) Pronounce the **verbs** below in English and translate them to your native language:

- a) **see / saw:** \_\_\_\_\_ / \_\_\_\_\_  
b) **come / came:** \_\_\_\_\_ / \_\_\_\_\_  
c) **take / took:** \_\_\_\_\_ / \_\_\_\_\_

2) Pronounce the **nouns** below in English and translate them to your native language:

- a) **country:** \_\_\_\_\_  
b) **week:** \_\_\_\_\_  
c) **point:** \_\_\_\_\_  
d) **hand:** \_\_\_\_\_  
e) **group:** \_\_\_\_\_

3) Pronounce the **adjectives** below in English and translate them to your native language:

- a) **small:** \_\_\_\_\_  
b) **right:** \_\_\_\_\_  
c) **large:** \_\_\_\_\_

320. Pronounce the ADJECTIVES and ask the student to repeat them
321. Translate the adjectives in the present and the past using the minimum words necessary to do so
322. Pronounce the ADVERBS and ask the student to repeat them
323. Translate the adverbs in the present and the past using the minimum words necessary to do so
324. Ask the student to pronounce all the words

26

4) Pronounce the **conjunctions** below in English and translate them to your native language:

- a) **and:** \_\_\_\_\_  
b) **that:** \_\_\_\_\_  
c) **but:** \_\_\_\_\_

5) Pronounce the **adverbs** below in English and translate them to your native language:

- a) **up:** \_\_\_\_\_  
b) **out:** \_\_\_\_\_  
c) **how:** \_\_\_\_\_

## Gray Page

174. Ask what the verbs in bold mean in the L1
175. Ask the student to fill in the first gap, to pronounce the first sentence and to translate it
176. Translate to the students L1 the beginning of the sentence
177. Repeat this process with all sentences
178. Ask the student to pronounce all sentences

27

### Exercise Five

These are the 50<sup>th</sup>, the 61<sup>st</sup> and the 63<sup>rd</sup> most common words in the English language according to the Corpus of Contemporary American English, aka COCA.



**see** #56 (see, saw, saw), **come** #61 (came, come, coming), **take** #63 (took, taking, take)

1) He will \_\_\_\_\_ a small house this week.

He will see - \_\_\_\_\_

2) Roberto and Stephen \_\_\_\_\_ the president.

They saw - \_\_\_\_\_

3) The small, old man \_\_\_\_\_ a large group of students.

The small, old man saw - \_\_\_\_\_

4) We \_\_\_\_\_ to this country last week.

We came - \_\_\_\_\_

5) I will \_\_\_\_\_ back to my house next week.

I will come back - \_\_\_\_\_

28

6) Are you \_\_\_\_\_ home this month or the next month?

Are you coming - \_\_\_\_\_

7) He just \_\_\_\_\_ her big, old car.

He just took - \_\_\_\_\_

8) I am \_\_\_\_\_ his hand out of the cold water.

I am taking - \_\_\_\_\_

9) If we want to survive, the right people need to \_\_\_\_\_ this seriously.

If we want to survive, the right people need to take - \_\_\_\_\_

\_\_\_\_\_

\_\_\_\_\_






# Lecture 61

## Blue Page

109. Ask the student to pronounce and translate the words (correct when necessary)
110. Ask the student to pronounce and translate the sentences (correct when necessary)
111. Explain PERSONAL PRONOUN by stating a simple sentence with the idea that “Explain pronouns by saying “the substitute names of people and objects” “I don’t want to say Richard all the time, so I use HE”. Use the example

24

Student's book - Student's age: 8+

 GRE  
ESL TEACHING

Lecture 5

Pronounce the words, read out the sentences below in English and translate them:

can, know, will, would, make, think, life, great, high, I, he, she, it, we, they, child, old, bad, so, just, house, part, place, problem, American, little, sure, a, an, and the

I will be there.

This is my year.

She was doing good things.

He had to help the people.

Do you like chocolates?

I can't see anything.

Are we going to the cinema?

I would like to have a house full of young students.

He made a toy.

The woman is thinking about how to get out of this place.

What is a conjunction?  
A conjunction is the glue that holds words and phrases. / like big houses and / like to travel.

## Yellow Page

325. Pronounce the VERBS and ask the student to repeat them
326. Translate the verbs in the present and the past using the minimum words necessary to do so
327. Pronounce the NOUNS and ask the student to repeat them
328. Translate the nouns in the present and the past using the minimum words necessary to do so

25

1) Pronounce the **verbs** below in English and translate them to your native language:

- a) **see / saw:** \_\_\_\_\_ / \_\_\_\_\_
- b) **come / came:** \_\_\_\_\_ / \_\_\_\_\_
- c) **take / took:** \_\_\_\_\_ / \_\_\_\_\_

2) Pronounce the **nouns** below in English and translate them to your native language:

- a) **country:** \_\_\_\_\_
- b) **week:** \_\_\_\_\_
- c) **point:** \_\_\_\_\_
- d) **hand:** \_\_\_\_\_
- e) **group:** \_\_\_\_\_

3) Pronounce the **adjectives** below in English and translate them to your native language:

- a) **small:** \_\_\_\_\_
- b) **right:** \_\_\_\_\_
- c) **large:** \_\_\_\_\_

329. the ADJECTIVES and ask the student to repeat them
330. Translate the adjectives in the present and the past using the minimum words necessary to do so
331. Pronounce the ADVERBS and ask the student to repeat them
332. Translate the adverbs in the present and the past using the minimum words necessary to do so
333. Ask the student to pronounce all the words

26

- 4) Pronounce the **conjunctions** below in English and translate them to your native language:
- a) **and**: \_\_\_\_\_
- b) **that**: \_\_\_\_\_
- c) **but**: \_\_\_\_\_
- 5) Pronounce the **adverbs** below in English and translate them to your native language:
- a) **up**: \_\_\_\_\_
- b) **out**: \_\_\_\_\_
- c) **how**: \_\_\_\_\_

## Gray Page

179. Ask what the verbs in bold mean in the L1
180. Ask the student to fill in the first gap, to pronounce the first sentence and to translate it
181. Translate to the students L1 the beginning of the sentence
182. Repeat this process with all sentences
183. Ask the student to pronounce all sentences

27

### Exercise Five

These are the 56<sup>th</sup>, the 61<sup>th</sup> and the 63<sup>rd</sup> most common words in the English language according to the Corpus of Contemporary American English, aka COCA.



**see** #56 (see, saw, saw), **come** #61 (came, come, coming), **take** #63 (took, taking, take)

1) He will \_\_\_\_\_ a small house this week.

He will see - \_\_\_\_\_

2) Roberto and Stephen \_\_\_\_\_ the president.

They saw - \_\_\_\_\_

3) The small, old man \_\_\_\_\_ a large group of students.

The small, old man saw - \_\_\_\_\_

4) We \_\_\_\_\_ to this country last week.

We came - \_\_\_\_\_

5) I will \_\_\_\_\_ back to my house next week.

I will come back - \_\_\_\_\_

6) Are you \_\_\_\_\_ home this month or the next month?

Are you coming - \_\_\_\_\_

7) He just \_\_\_\_\_ her big, old car.

He just took - \_\_\_\_\_

8) I am \_\_\_\_\_ his hand out of the cold water.

I am taking - \_\_\_\_\_

9) If we want to survive, the right people need to \_\_\_\_\_ this seriously.

If we want to survive, the right people need to take -

\_\_\_\_\_

\_\_\_\_\_

## Comic

181. Tell the student to ask if he/she do not know what a word means, and to write it down in the bottom of the page
182. Ask the student to read the comic out loud
183. Correct only when the pronunciation is too bad
184. Ask the student what is going on
185. Ask the student to read the comic again as homework and to underline the words that he/she doesn't know



## Lecture 62


### Blue Page

112. Ask the student to pronounce and translate the words (correct when necessary)
113. Ask the student to pronounce and translate the sentences (correct when necessary)
114. Explain PERSONAL PRONOUN by stating a simple sentence with the idea that “Explain pronouns by saying “the substitute names of people and objects” “I don’t want to say Richard all the time, so I use HE”. Use the example

24

Student's book - Student's age: 8+

**Lecture 5**



Pronounce the words, read out the sentences below in English and translate them:

can, know, will, would, make, think, life, great, high, I, he, she, it, we, they, child, old, bad, so, just, house, part, place, problem, American, little, sure, a, an, and, the

I will be there.

This is my year.

She was doing good things.

He had to help the people.

Do you like chocolates?

I can't see anything.

Are we going to the cinema?

I would like to have a house full of young students.

He made a toy.

The woman is thinking about how to get out of this place.

What is a conjunction?  
A conjunction is the glue that holds words and phrases. / I like big houses and / I like to travel.

## Yellow Page

334. Pronounce the VERBS and ask the student to repeat them
335. Translate the verbs in the present and the past using the minimum words necessary to do so
336. Pronounce the NOUNS and ask the student to repeat them
337. Translate the nouns in the present and the past using the minimum words necessary to do so

25

1) Pronounce the verbs below in English and translate them to your native language:

- a) see / saw: \_\_\_\_\_ / \_\_\_\_\_  
b) come / came: \_\_\_\_\_ / \_\_\_\_\_  
c) take / took: \_\_\_\_\_ / \_\_\_\_\_

2) Pronounce the nouns below in English and translate them to your native language:

- a) country: \_\_\_\_\_  
b) week: \_\_\_\_\_  
c) point: \_\_\_\_\_  
d) hand: \_\_\_\_\_  
e) group: \_\_\_\_\_

3) Pronounce the adjectives below in English and translate them to your native language:

- a) small: \_\_\_\_\_  
b) right: \_\_\_\_\_  
c) large: \_\_\_\_\_

338. Pronounce the ADJECTIVES and ask the student to repeat them
339. Translate the adjectives in the present and the past using the minimum words necessary to do so
340. Pronounce the ADVERBS and ask the student to repeat them
341. Translate the adverbs in the present and the past using the minimum words necessary to do so
342. Ask the student to pronounce all the words

26

4) Pronounce the conjunctions below in English and translate them to your native language:

- a) and: \_\_\_\_\_  
b) that: \_\_\_\_\_  
c) but: \_\_\_\_\_

5) Pronounce the adverbs below in English and translate them to your native language:

- a) up: \_\_\_\_\_  
b) out: \_\_\_\_\_  
c) how: \_\_\_\_\_

## Gray Page

184. Ask what the verbs in bold mean in the L1
185. Ask the student to fill in the first gap, to pronounce the first sentence and to translate it
186. Translate to the students L1 the beginning of the sentence
187. Repeat this process with all sentences
188. Ask the student to pronounce all sentences

27

### Exercise Five

These are the 50<sup>th</sup>, the 61<sup>st</sup> and the 63<sup>rd</sup> most common words in the English language according to the Corpus of Contemporary American English, aka COCA.



**see** #56 (see, saw, saw), **come** #61 (came, come, coming), **take** #63 (took, taking, take)

1) He will \_\_\_\_\_ a small house this week.

He will see - \_\_\_\_\_

2) Roberto and Stephen \_\_\_\_\_ the president.

They saw - \_\_\_\_\_

3) The small, old man \_\_\_\_\_ a large group of students.

The small, old man saw - \_\_\_\_\_

4) We \_\_\_\_\_ to this country last week.

We came - \_\_\_\_\_

5) I will \_\_\_\_\_ back to my house next week.

I will come back - \_\_\_\_\_

28

6) Are you \_\_\_\_\_ home this month or the next month?

Are you coming - \_\_\_\_\_

7) He just \_\_\_\_\_ her big, old car.

He just took - \_\_\_\_\_

8) I am \_\_\_\_\_ his hand out of the cold water.

I am taking - \_\_\_\_\_

9) If we want to survive, the right people need to \_\_\_\_\_ this seriously.

If we want to survive, the right people need to take - \_\_\_\_\_

\_\_\_\_\_

\_\_\_\_\_

## Comic

186. Tell the student to ask if he/she do not know what a word means, and to write it down in the bottom of the page
187. Ask the student to read the comic out loud
188. Correct only when the pronunciation is too bad
189. Ask the student what is going on
190. Ask the student to read the comic again as homework and to underline the words that he/she doesn't know



# Lecture 63


## Blue Page

115. Ask the student to pronounce and translate the words (correct when necessary)
116. Ask the student to pronounce and translate the sentences (correct when necessary)
117. Explain PERSONAL PRONOUN by stating a simple sentence with the idea that “Explain pronouns by saying “the substitute names of people and objects” “I don’t want to say Richard all the time, so I use HE”. Use the example

24

Student's book - Student's age: 8+

**Lecture 5**

 GRE  
ESL TEACHING

Pronounce the words, read out the sentences below in English and translate them:

can, know, will, would, make, think, life, great, high, I, he, she, it, we, they, child, old, bad, so, just, house, part, place, problem, American, little, sure, a, an, and the

I will be there.

This is my year.

She was doing good things.

He had to help the people.

Do you like chocolates?

I can't see anything.

Are we going to the cinema?

I would like to have a house full of young students.

He made a toy.

The woman is thinking about how to get out of this place.

What is a conjunction?  
A conjunction is the glue that holds words and phrases. / like big houses and / like to travel.

## Yellow Page

343. Pronounce the VERBS and ask the student to repeat them
344. Translate the verbs in the present and the past using the minimum words necessary to do so
345. Pronounce the NOUNS and ask the student to repeat them
346. Translate the nouns in the present and the past using the minimum words necessary to do so

25

1) Pronounce the **verbs** below in English and translate them to your native language:

- a) **see / saw:** \_\_\_\_\_ / \_\_\_\_\_
- b) **come / came:** \_\_\_\_\_ / \_\_\_\_\_
- c) **take / took:** \_\_\_\_\_ / \_\_\_\_\_

2) Pronounce the **nouns** below in English and translate them to your native language:

- a) **country:** \_\_\_\_\_
- b) **week:** \_\_\_\_\_
- c) **point:** \_\_\_\_\_
- d) **hand:** \_\_\_\_\_
- e) **group:** \_\_\_\_\_

3) Pronounce the **adjectives** below in English and translate them to your native language:

- a) **small:** \_\_\_\_\_
- b) **right:** \_\_\_\_\_
- c) **large:** \_\_\_\_\_



347. the ADJECTIVES and ask the student to repeat them
348. Translate the adjectives in the present and the past using the minimum words necessary to do so
349. Pronounce the ADVERBS and ask the student to repeat them
350. Translate the adverbs in the present and the past using the minimum words necessary to do so
351. Ask the student to pronounce all the words

26

- 4) Pronounce the **conjunctions** below in English and translate them to your native language:
- a) **and**: \_\_\_\_\_
- b) **that**: \_\_\_\_\_
- c) **but**: \_\_\_\_\_
- 5) Pronounce the **adverbs** below in English and translate them to your native language:
- a) **up**: \_\_\_\_\_
- b) **out**: \_\_\_\_\_
- c) **how**: \_\_\_\_\_

## Gray Page

189. Ask what the verbs in bold mean in the L1
190. Ask the student to fill in the first gap, to pronounce the first sentence and to translate it
191. Translate to the students L1 the beginning of the sentence
192. Repeat this process with all sentences
193. Ask the student to pronounce all sentences

27

### Exercise Five

These are the 56<sup>th</sup>, the 61<sup>st</sup> and the 63<sup>rd</sup> most common words in the English language according to the Corpus of Contemporary American English, aka COCA.



**see** #56 (see, saw, saw), **come** #61 (came, come, coming), **take** #63 (took, taking, take)

1) He will \_\_\_\_\_ a small house this week.

He will see - \_\_\_\_\_

2) Roberto and Stephen \_\_\_\_\_ the president.

They saw - \_\_\_\_\_

3) The small, old man \_\_\_\_\_ a large group of students.

The small, old man saw - \_\_\_\_\_

4) We \_\_\_\_\_ to this country last week.

We came - \_\_\_\_\_

5) I will \_\_\_\_\_ back to my house next week.

I will come back - \_\_\_\_\_

6) Are you \_\_\_\_\_ home this month or the next month?

Are you coming - \_\_\_\_\_

7) He just \_\_\_\_\_ her big, old car.

He just took - \_\_\_\_\_

8) I am \_\_\_\_\_ his hand out of the cold water.

I am taking - \_\_\_\_\_

9) If we want to survive, the right people need to \_\_\_\_\_ this seriously.

If we want to survive, the right people need to take - \_\_\_\_\_

\_\_\_\_\_

\_\_\_\_\_

## Comic

191. Tell the student to ask if he/she do not know what a word means, and to write it down in the bottom of the page
192. Ask the student to read the comic out loud
193. Correct only when the pronunciation is too bad
194. Ask the student what is going on
195. Ask the student to read the comic again as homework and to underline the words that he/she doesn't know



## Lecture 64

### Blue Page

118. Ask the student to pronounce and translate the words (correct when necessary)
119. Ask the student to pronounce and translate the sentences (correct when necessary)
120. Explain PERSONAL PRONOUN by stating a simple sentence with the idea that “Explain pronouns by saying “the substitute names of people and objects” “I don’t want to say Richard all the time, so I use HE”. Use the example

24

Student's book - Student's age: 8+



Lecture 5

Pronounce the words, read out the sentences below in English and translate them:

can, know, will, would, make, think, life, great, high, I, he, she, it, we, they, child, old, bad, so, just, house, part, place, problem, American, little, sure, a, an, and, the

I will be there.

This is my year.

She was doing good things.

He had to help the people.

Do you like chocolates?

I can't see anything.

Are we going to the cinema?

I would like to have a house full of young students.

He made a toy.

The woman is thinking about how to get out of this place.

What is a conjunction?  
A conjunction is the glue that holds words and phrases. / I like big houses and / I like to travel.

## Yellow Page

352. Pronounce the VERBS and ask the student to repeat them
353. Translate the verbs in the present and the past using the minimum words necessary to do so
354. Pronounce the NOUNS and ask the student to repeat them
355. Translate the nouns in the present and the past using the minimum words necessary to do so

25

1) Pronounce the **verbs** below in English and translate them to your native language:

- a) **see / saw:** \_\_\_\_\_ / \_\_\_\_\_  
b) **come / came:** \_\_\_\_\_ / \_\_\_\_\_  
c) **take / took:** \_\_\_\_\_ / \_\_\_\_\_

2) Pronounce the **nouns** below in English and translate them to your native language:

- a) **country:** \_\_\_\_\_  
b) **week:** \_\_\_\_\_  
c) **point:** \_\_\_\_\_  
d) **hand:** \_\_\_\_\_  
e) **group:** \_\_\_\_\_

3) Pronounce the **adjectives** below in English and translate them to your native language:

- a) **small:** \_\_\_\_\_  
b) **right:** \_\_\_\_\_  
c) **large:** \_\_\_\_\_

356. Pronounce the ADJECTIVES and ask the student to repeat them
357. Translate the adjectives in the present and the past using the minimum words necessary to do so
358. Pronounce the ADVERBS and ask the student to repeat them
359. Translate the adverbs in the present and the past using the minimum words necessary to do so
360. Ask the student to pronounce all the words

26

4) Pronounce the **conjunctions** below in English and translate them to your native language:

- a) **and:** \_\_\_\_\_  
b) **that:** \_\_\_\_\_  
c) **but:** \_\_\_\_\_

5) Pronounce the **adverbs** below in English and translate them to your native language:

- a) **up:** \_\_\_\_\_  
b) **out:** \_\_\_\_\_  
c) **how:** \_\_\_\_\_

## Gray Page

194. Ask what the verbs in bold mean in the L1
195. Ask the student to fill in the first gap, to pronounce the first sentence and to translate it
196. Translate to the students L1 the beginning of the sentence
197. Repeat this process with all sentences
198. Ask the student to pronounce all sentences

27

### Exercise Five

These are the 56<sup>th</sup>, the 61<sup>st</sup> and the 63<sup>rd</sup> most common words in the English language according to the Corpus of Contemporary American English, aka COCA.



**see** #56 (see, saw, saw), **come** #61 (came, come, coming), **take** #63 (took, taking, take)

1) He will \_\_\_\_\_ a small house this week.

He will see - \_\_\_\_\_

2) Roberto and Stephen \_\_\_\_\_ the president.

They saw - \_\_\_\_\_

3) The small, old man \_\_\_\_\_ a large group of students.

The small, old man saw - \_\_\_\_\_

4) We \_\_\_\_\_ to this country last week.

We came - \_\_\_\_\_

5) I will \_\_\_\_\_ back to my house next week.

I will come back - \_\_\_\_\_

28

6) Are you \_\_\_\_\_ home this month or the next month?

Are you coming - \_\_\_\_\_

7) He just \_\_\_\_\_ her big, old car.

He just took - \_\_\_\_\_

8) I am \_\_\_\_\_ his hand out of the cold water.

I am taking - \_\_\_\_\_

9) If we want to survive, the right people need to \_\_\_\_\_ this seriously.

If we want to survive, the right people need to take - \_\_\_\_\_

\_\_\_\_\_

\_\_\_\_\_

## Comic

196. Tell the student to ask if he/she do not know what a word means, and to write it down in the bottom of the page
197. Ask the student to read the comic out loud
198. Correct only when the pronunciation is too bad
199. Ask the student what is going on
200. Ask the student to read the comic again as homework and to underline the words that he/she doesn't know



# Lecture 65


## Blue Page

121. Ask the student to pronounce and translate the words (correct when necessary)
122. Ask the student to pronounce and translate the sentences (correct when necessary)
123. Explain PERSONAL PRONOUN by stating a simple sentence with the idea that “Explain pronouns by saying “the substitute names of people and objects” “I don’t want to say Richard all the time, so I use HE”. Use the example

24

Student's book - Student's age: 8+

**Lecture 5**



Pronounce the words, read out the sentences below in English and translate them:

can, know, will, would, make, think, life, great, high, I, he, she, it, we, they, child, old, bad, so, just, house, part, place, problem, American, little, sure, a, an, and the

I will be there.

This is my year.

She was doing good things.

He had to help the people.

Do you like chocolates?

I can't see anything.

Are we going to the cinema?

I would like to have a house full of young students.

He made a toy.

The woman is thinking about how to get out of this place.

What is a conjunction?  
A conjunction is the glue that holds words and phrases. / like big houses and / like to travel.

## Yellow Page

361. Pronounce the VERBS and ask the student to repeat them
362. Translate the verbs in the present and the past using the minimum words necessary to do so
363. Pronounce the NOUNS and ask the student to repeat them
364. Translate the nouns in the present and the past using the minimum words necessary to do so

25

1) Pronounce the **verbs** below in English and translate them to your native language:

a) **see / saw:** \_\_\_\_\_ / \_\_\_\_\_

b) **come / came:** \_\_\_\_\_ / \_\_\_\_\_

c) **take / took:** \_\_\_\_\_ / \_\_\_\_\_

2) Pronounce the **nouns** below in English and translate them to your native language:

a) **country:** \_\_\_\_\_

b) **week:** \_\_\_\_\_

c) **point:** \_\_\_\_\_

d) **hand:** \_\_\_\_\_

e) **group:** \_\_\_\_\_

3) Pronounce the **adjectives** below in English and translate them to your native language:

a) **small:** \_\_\_\_\_

b) **right:** \_\_\_\_\_

c) **large:** \_\_\_\_\_

365. the ADJECTIVES and ask the student to repeat them
366. Translate the adjectives in the present and the past using the minimum words necessary to do so
367. Pronounce the ADVERBS and ask the student to repeat them
368. Translate the adverbs in the present and the past using the minimum words necessary to do so
369. Ask the student to pronounce all the words

26

- 4) Pronounce the **conjunctions** below in English and translate them to your native language:
- a) **and**: \_\_\_\_\_
- b) **that**: \_\_\_\_\_
- c) **but**: \_\_\_\_\_
- 5) Pronounce the **adverbs** below in English and translate them to your native language:
- a) **up**: \_\_\_\_\_
- b) **out**: \_\_\_\_\_
- c) **how**: \_\_\_\_\_

## Gray Page

199. Ask what the verbs in bold mean in the L1
200. Ask the student to fill in the first gap, to pronounce the first sentence and to translate it
201. Translate to the students L1 the beginning of the sentence
202. Repeat this process with all sentences
203. Ask the student to pronounce all sentences

27

### Exercise Five

These are the 56<sup>th</sup>, the 61<sup>th</sup> and the 63<sup>rd</sup> most common words in the English language according to the Corpus of Contemporary American English, aka COCA.



**see** #56 (see, saw, saw), **come** #61 (came, come, coming), **take** #63 (took, taking, take)

1) He will \_\_\_\_\_ a small house this week.

He will see - \_\_\_\_\_

2) Roberto and Stephen \_\_\_\_\_ the president.

They saw - \_\_\_\_\_

3) The small, old man \_\_\_\_\_ a large group of students.

The small, old man saw - \_\_\_\_\_

4) We \_\_\_\_\_ to this country last week.

We came - \_\_\_\_\_

5) I will \_\_\_\_\_ back to my house next week.

I will come back - \_\_\_\_\_



6) Are you \_\_\_\_\_ home this month or the next month?

Are you coming - \_\_\_\_\_

7) He just \_\_\_\_\_ her big, old car.

He just took - \_\_\_\_\_

8) I am \_\_\_\_\_ his hand out of the cold water.

I am taking - \_\_\_\_\_

9) If we want to survive, the right people need to \_\_\_\_\_ this seriously.

If we want to survive, the right people need to take - \_\_\_\_\_

\_\_\_\_\_

\_\_\_\_\_

## Comic

201. Tell the student to ask if he/she do not know what a word means, and to write it down in the bottom of the page
202. Ask the student to read the comic out loud
203. Correct only when the pronunciation is too bad
204. Ask the student what is going on
205. Ask the student to read the comic again as homework and to underline the words that he/she doesn't know



## Lecture 66


### Blue Page

124. Ask the student to pronounce and translate the words (correct when necessary)
125. Ask the student to pronounce and translate the sentences (correct when necessary)
126. Explain PERSONAL PRONOUN by stating a simple sentence with the idea that “Explain pronouns by saying “the substitute names of people and objects” “I don’t want to say Richard all the time, so I use HE”. Use the example

24

Student's book - Student's age: 8+

**Lecture 5**



Pronounce the words, read out the sentences below in English and translate them:

can, know, will, would, make, think, life, great, high, I, he, she, it, we, they, child, old, bad, so, just, house, part, place, problem, American, little, sure, a, an, and, the

I will be there.

This is my year.

She was doing good things.

He had to help the people.

Do you like chocolates?

I can't see anything.

Are we going to the cinema?

I would like to have a house full of young students.

He made a toy.

The woman is thinking about how to get out of this place.

What is a conjunction?  
A conjunction is the glue that holds words and phrases. *I like big houses and I like to travel.*

## Yellow Page

370. Pronounce the VERBS and ask the student to repeat them
371. Translate the verbs in the present and the past using the minimum words necessary to do so
372. Pronounce the NOUNS and ask the student to repeat them
373. Translate the nouns in the present and the past using the minimum words necessary to do so

25

1) Pronounce the verbs below in English and translate them to your native language:

- a) **see / saw:** \_\_\_\_\_ / \_\_\_\_\_  
b) **come / came:** \_\_\_\_\_ / \_\_\_\_\_  
c) **take / took:** \_\_\_\_\_ / \_\_\_\_\_

2) Pronounce the nouns below in English and translate them to your native language:

- a) **country:** \_\_\_\_\_  
b) **week:** \_\_\_\_\_  
c) **point:** \_\_\_\_\_  
d) **hand:** \_\_\_\_\_  
e) **group:** \_\_\_\_\_

3) Pronounce the adjectives below in English and translate them to your native language:

- a) **small:** \_\_\_\_\_  
b) **right:** \_\_\_\_\_  
c) **large:** \_\_\_\_\_

374. Pronounce the ADJECTIVES and ask the student to repeat them
375. Translate the adjectives in the present and the past using the minimum words necessary to do so
376. Pronounce the ADVERBS and ask the student to repeat them
377. Translate the adverbs in the present and the past using the minimum words necessary to do so
378. Ask the student to pronounce all the words

26

4) Pronounce the conjunctions below in English and translate them to your native language:

- a) **and:** \_\_\_\_\_  
b) **that:** \_\_\_\_\_  
c) **but:** \_\_\_\_\_

5) Pronounce the adverbs below in English and translate them to your native language:

- a) **up:** \_\_\_\_\_  
b) **out:** \_\_\_\_\_  
c) **how:** \_\_\_\_\_

## Gray Page

204. Ask what the verbs in bold mean in the L1
205. Ask the student to fill in the first gap, to pronounce the first sentence and to translate it
206. Translate to the students L1 the beginning of the sentence
207. Repeat this process with all sentences
208. Ask the student to pronounce all sentences

27

### Exercise Five

These are the 50<sup>th</sup>, the 61<sup>st</sup> and the 63<sup>rd</sup> most common words in the English language according to the Corpus of Contemporary American English, aka COCA.



**see** #56 (see, saw, saw), **come** #61 (came, come, coming), **take** #63 (took, taking, take)

1) He will \_\_\_\_\_ a small house this week.

He will see - \_\_\_\_\_

2) Roberto and Stephen \_\_\_\_\_ the president.

They saw - \_\_\_\_\_

3) The small, old man \_\_\_\_\_ a large group of students.

The small, old man saw - \_\_\_\_\_

4) We \_\_\_\_\_ to this country last week.

We came - \_\_\_\_\_

5) I will \_\_\_\_\_ back to my house next week.

I will come back - \_\_\_\_\_

28

6) Are you \_\_\_\_\_ home this month or the next month?

Are you coming - \_\_\_\_\_

7) He just \_\_\_\_\_ her big, old car.

He just took - \_\_\_\_\_

8) I am \_\_\_\_\_ his hand out of the cold water.

I am taking - \_\_\_\_\_

9) If we want to survive, the right people need to \_\_\_\_\_ this seriously.

If we want to survive, the right people need to take - \_\_\_\_\_

\_\_\_\_\_

\_\_\_\_\_



# Lecture 67


## Blue Page

127. Ask the student to pronounce and translate the words (correct when necessary)
128. Ask the student to pronounce and translate the sentences (correct when necessary)
129. Explain PERSONAL PRONOUN by stating a simple sentence with the idea that “Explain pronouns by saying “the substitute names of people and objects” “I don’t want to say Richard all the time, so I use HE”. Use the example

24

Student's book - Student's age: 8+

**Lecture 5**

 **GRE**  
ESL TEACHING

Pronounce the words, read out the sentences below in English and translate them:

can, know, will, would, make, think, life, great, high, I, he, she, it, we, they, child, old, bad, so, just, house, part, place, problem, American, little, sure, a, an, and the

I will be there.

This is my year.

She was doing good things.

He had to help the people.

Do you like chocolates?

I can't see anything.

Are we going to the cinema?

I would like to have a house full of young students.

He made a toy.

The woman is thinking about how to get out of this place.

What is a conjunction?  
A conjunction is the glue that holds words and phrases. / like big houses and / like to travel.

## Yellow Page

379. Pronounce the VERBS and ask the student to repeat them
380. Translate the verbs in the present and the past using the minimum words necessary to do so
381. Pronounce the NOUNS and ask the student to repeat them
382. Translate the nouns in the present and the past using the minimum words necessary to do so

25

1) Pronounce the **verbs** below in English and translate them to your native language:

- a) **see / saw:** \_\_\_\_\_ / \_\_\_\_\_
- b) **come / came:** \_\_\_\_\_ / \_\_\_\_\_
- c) **take / took:** \_\_\_\_\_ / \_\_\_\_\_

2) Pronounce the **nouns** below in English and translate them to your native language:

- a) **country:** \_\_\_\_\_
- b) **week:** \_\_\_\_\_
- c) **point:** \_\_\_\_\_
- d) **hand:** \_\_\_\_\_
- e) **group:** \_\_\_\_\_

3) Pronounce the **adjectives** below in English and translate them to your native language:

- a) **small:** \_\_\_\_\_
- b) **right:** \_\_\_\_\_
- c) **large:** \_\_\_\_\_

383. the ADJECTIVES and ask the student to repeat them
384. Translate the adjectives in the present and the past using the minimum words necessary to do so
385. Pronounce the ADVERBS and ask the student to repeat them
386. Translate the adverbs in the present and the past using the minimum words necessary to do so
387. Ask the student to pronounce all the words

26

- 4) Pronounce the **conjunctions** below in English and translate them to your native language:
- a) **and**: \_\_\_\_\_
- b) **that**: \_\_\_\_\_
- c) **but**: \_\_\_\_\_
- 5) Pronounce the **adverbs** below in English and translate them to your native language:
- a) **up**: \_\_\_\_\_
- b) **out**: \_\_\_\_\_
- c) **how**: \_\_\_\_\_

## Gray Page

209. Ask what the verbs in bold mean in the L1
210. Ask the student to fill in the first gap, to pronounce the first sentence and to translate it
211. Translate to the students L1 the beginning of the sentence
212. Repeat this process with all sentences
213. Ask the student to pronounce all sentences

27

### Exercise Five

These are the 56<sup>th</sup>, the 61<sup>st</sup> and the 63<sup>rd</sup> most common words in the English language according to the Corpus of Contemporary American English, aka COCA.



**see** #56 (see, saw, saw), **come** #61 (came, come, coming), **take** #63 (took, taking, take)

1) He will \_\_\_\_\_ a small house this week.

He will see - \_\_\_\_\_

2) Roberto and Stephen \_\_\_\_\_ the president.

They saw - \_\_\_\_\_

3) The small, old man \_\_\_\_\_ a large group of students.

The small, old man saw - \_\_\_\_\_

4) We \_\_\_\_\_ to this country last week.

We came - \_\_\_\_\_

5) I will \_\_\_\_\_ back to my house next week.

I will come back - \_\_\_\_\_

6) Are you \_\_\_\_\_ home this month or the next month?

Are you coming - \_\_\_\_\_

7) He just \_\_\_\_\_ her big, old car.

He just took - \_\_\_\_\_

8) I am \_\_\_\_\_ his hand out of the cold water.

I am taking - \_\_\_\_\_

9) If we want to survive, the right people need to \_\_\_\_\_ this seriously.

If we want to survive, the right people need to take - \_\_\_\_\_

\_\_\_\_\_

\_\_\_\_\_

## Comic

211. Tell the student to ask if he/she do not know what a word means, and to write it down in the bottom of the page
212. Ask the student to read the comic out loud
213. Correct only when the pronunciation is too bad
214. Ask the student what is going on
215. Ask the student to read the comic again as homework and to underline the words that he/she doesn't know





## Lecture 68

### Blue Page

130. Ask the student to pronounce and translate the words (correct when necessary)
131. Ask the student to pronounce and translate the sentences (correct when necessary)
132. Explain PERSONAL PRONOUN by stating a simple sentence with the idea that “Explain pronouns by saying “the substitute names of people and objects” “I don’t want to say Richard all the time, so I use HE”. Use the example

24

Student's book - Student's age: 8+

**Lecture 5**



Pronounce the words, read out the sentences below in English and translate them:

can, know, will, would, make, think, life, great, high, I, he, she, it, we, they, child, old, bad, so, just, house, part, place, problem, American, little, sure, a, an, and the

I will be there.

This is my year.

She was doing good things.

He had to help the people.

Do you like chocolates?

I can't see anything.

Are we going to the cinema?

I would like to have a house full of young students.

He made a toy.

The woman is thinking about how to get out of this place.

What is a conjunction?  
A conjunction is the glue that holds words and phrases. / I like big houses and / I like to travel.

## Yellow Page

388. Pronounce the VERBS and ask the student to repeat them
389. Translate the verbs in the present and the past using the minimum words necessary to do so
390. Pronounce the NOUNS and ask the student to repeat them
391. Translate the nouns in the present and the past using the minimum words necessary to do so

25

1) Pronounce the **verbs** below in English and translate them to your native language:

- a) **see / saw:** \_\_\_\_\_ / \_\_\_\_\_  
b) **come / came:** \_\_\_\_\_ / \_\_\_\_\_  
c) **take / took:** \_\_\_\_\_ / \_\_\_\_\_

2) Pronounce the **nouns** below in English and translate them to your native language:

- a) **country:** \_\_\_\_\_  
b) **week:** \_\_\_\_\_  
c) **point:** \_\_\_\_\_  
d) **hand:** \_\_\_\_\_  
e) **group:** \_\_\_\_\_

3) Pronounce the **adjectives** below in English and translate them to your native language:

- a) **small:** \_\_\_\_\_  
b) **right:** \_\_\_\_\_  
c) **large:** \_\_\_\_\_

392. Pronounce the ADJECTIVES and ask the student to repeat them
393. Translate the adjectives in the present and the past using the minimum words necessary to do so
394. Pronounce the ADVERBS and ask the student to repeat them
395. Translate the adverbs in the present and the past using the minimum words necessary to do so
396. Ask the student to pronounce all the words

26

4) Pronounce the **conjunctions** below in English and translate them to your native language:

- a) **and:** \_\_\_\_\_  
b) **that:** \_\_\_\_\_  
c) **but:** \_\_\_\_\_

5) Pronounce the **adverbs** below in English and translate them to your native language:

- a) **up:** \_\_\_\_\_  
b) **out:** \_\_\_\_\_  
c) **how:** \_\_\_\_\_

## Gray Page

214. Ask what the verbs in bold mean in the L1
215. Ask the student to fill in the first gap, to pronounce the first sentence and to translate it
216. Translate to the students L1 the beginning of the sentence
217. Repeat this process with all sentences
218. Ask the student to pronounce all sentences

27

### Exercise Five

These are the 56<sup>th</sup>, the 61<sup>st</sup> and the 63<sup>rd</sup> most common words in the English language according to the Corpus of Contemporary American English, aka COCA.



**see** #56 (see, saw, saw), **come** #61 (came, come, coming), **take** #63 (took, taking, take)

1) He will \_\_\_\_\_ a small house this week.

He will see - \_\_\_\_\_

2) Roberto and Stephen \_\_\_\_\_ the president.

They saw - \_\_\_\_\_

3) The small, old man \_\_\_\_\_ a large group of students.

The small, old man saw - \_\_\_\_\_

4) We \_\_\_\_\_ to this country last week.

We came - \_\_\_\_\_

5) I will \_\_\_\_\_ back to my house next week.

I will come back - \_\_\_\_\_

28

6) Are you \_\_\_\_\_ home this month or the next month?

Are you coming - \_\_\_\_\_

7) He just \_\_\_\_\_ her big, old car.

He just took - \_\_\_\_\_

8) I am \_\_\_\_\_ his hand out of the cold water.

I am taking - \_\_\_\_\_

9) If we want to survive, the right people need to \_\_\_\_\_ this seriously.

If we want to survive, the right people need to take - \_\_\_\_\_

\_\_\_\_\_

\_\_\_\_\_

## Comic

216. Tell the student to ask if he/she do not know what a word means, and to write it down in the bottom of the page
217. Ask the student to read the comic out loud
218. Correct only when the pronunciation is too bad
219. Ask the student what is going on
220. Ask the student to read the comic again as homework and to underline the words that he/she doesn't know



# Lecture 69


## Blue Page

- 133. Ask the student to pronounce and translate the words (correct when necessary)
- 134. Ask the student to pronounce and translate the sentences (correct when necessary)
- 135. Explain PERSONAL PRONOUN by stating a simple sentence with the idea that “Explain pronouns by saying “the substitute names of people and objects” “I don’t want to say Richard all the time, so I use HE”. Use the example

24

Student's book - Student's age: 8+

**Lecture 5**

 GRE  
ESL TEACHING

Pronounce the words, read out the sentences below in English and translate them:

can, know, will, would, make, think, life, great, high, I, he, she, it, we, they, child, old, bad, so, just, house, part, place, problem, American, little, sure, a, an, and the

I will be there.

This is my year.

She was doing good things.

He had to help the people.

Do you like chocolates?

I can't see anything.

Are we going to the cinema?

I would like to have a house full of young students.

He made a toy.

The woman is thinking about how to get out of this place.

What is a conjunction?  
A conjunction is the glue that holds words and phrases. / like big houses and / like to travel.

## Yellow Page

- 397. Pronounce the VERBS and ask the student to repeat them
- 398. Translate the verbs in the present and the past using the minimum words necessary to do so
- 399. Pronounce the NOUNS and ask the student to repeat them
- 400. Translate the nouns in the present and the past using the minimum words necessary to do so

25

1) Pronounce the **verbs** below in English and translate them to your native language:

- a) **see / saw:** \_\_\_\_\_ / \_\_\_\_\_
- b) **come / came:** \_\_\_\_\_ / \_\_\_\_\_
- c) **take / took:** \_\_\_\_\_ / \_\_\_\_\_

2) Pronounce the **nouns** below in English and translate them to your native language:

- a) **country:** \_\_\_\_\_
- b) **week:** \_\_\_\_\_
- c) **point:** \_\_\_\_\_
- d) **hand:** \_\_\_\_\_
- e) **group:** \_\_\_\_\_

3) Pronounce the **adjectives** below in English and translate them to your native language:

- a) **small:** \_\_\_\_\_
- b) **right:** \_\_\_\_\_
- c) **large:** \_\_\_\_\_

401. the ADJECTIVES and ask the student to repeat them
402. Translate the adjectives in the present and the past using the minimum words necessary to do so
403. Pronounce the ADVERBS and ask the student to repeat them
404. Translate the adverbs in the present and the past using the minimum words necessary to do so
405. Ask the student to pronounce all the words

26

- 4) Pronounce the **conjunctions** below in English and translate them to your native language:
- a) **and**: \_\_\_\_\_
- b) **that**: \_\_\_\_\_
- c) **but**: \_\_\_\_\_
- 5) Pronounce the **adverbs** below in English and translate them to your native language:
- a) **up**: \_\_\_\_\_
- b) **out**: \_\_\_\_\_
- c) **how**: \_\_\_\_\_

## Gray Page

219. Ask what the verbs in bold mean in the L1
220. Ask the student to fill in the first gap, to pronounce the first sentence and to translate it
221. Translate to the students L1 the beginning of the sentence
222. Repeat this process with all sentences
223. Ask the student to pronounce all sentences

27

### Exercise Five

These are the 56<sup>th</sup>, the 61<sup>th</sup> and the 63<sup>rd</sup> most common words in the English language according to the Corpus of Contemporary American English, aka COCA.



**see** #56 (see, saw, saw), **come** #61 (came, come, coming), **take** #63 (took, taking, take)

1) He will \_\_\_\_\_ a small house this week.

He will see - \_\_\_\_\_

2) Roberto and Stephen \_\_\_\_\_ the president.

They saw - \_\_\_\_\_

3) The small, old man \_\_\_\_\_ a large group of students.

The small, old man saw - \_\_\_\_\_

4) We \_\_\_\_\_ to this country last week.

We came - \_\_\_\_\_

5) I will \_\_\_\_\_ back to my house next week.

I will come back - \_\_\_\_\_

6) Are you \_\_\_\_\_ home this month or the next month?

Are you coming - \_\_\_\_\_

7) He just \_\_\_\_\_ her big, old car.

He just took - \_\_\_\_\_

8) I am \_\_\_\_\_ his hand out of the cold water.

I am taking - \_\_\_\_\_

9) If we want to survive, the right people need to \_\_\_\_\_ this seriously.

If we want to survive, the right people need to take - \_\_\_\_\_

\_\_\_\_\_

\_\_\_\_\_

## Comic

221. Tell the student to ask if he/she do not know what a word means, and to write it down in the bottom of the page
222. Ask the student to read the comic out loud
223. Correct only when the pronunciation is too bad
224. Ask the student what is going on
225. Ask the student to read the comic again as homework and to underline the words that he/she doesn't know




## Lecture 70

### Blue Page

136. Ask the student to pronounce and translate the words (correct when necessary)
137. Ask the student to pronounce and translate the sentences (correct when necessary)
138. Explain PERSONAL PRONOUN by stating a simple sentence with the idea that “Explain pronouns by saying “the substitute names of people and objects” “I don’t want to say Richard all the time, so I use HE”. Use the example

24

Student's book - Student's age: 8+



Lecture 5

Pronounce the words, read out the sentences below in English and translate them:

can, know, will, would, make, think, life, great, high, I, he, she, it, we, they, child, old, bad, so, just, house, part, place, problem, American, little, sure, a, an, and, the

I will be there.

This is my year.

She was doing good things.

He had to help the people.

Do you like chocolates?

I can't see anything.

Are we going to the cinema?

I would like to have a house full of young students.

He made a toy.

The woman is thinking about how to get out of this place.

What is a conjunction?  
A conjunction is the glue that holds words and phrases. / I like big houses and / I like to travel.



## Yellow Page

406. Pronounce the VERBS and ask the student to repeat them
407. Translate the verbs in the present and the past using the minimum words necessary to do so
408. Pronounce the NOUNS and ask the student to repeat them
409. Translate the nouns in the present and the past using the minimum words necessary to do so

25

1) Pronounce the verbs below in English and translate them to your native language:

- a) **see / saw:** \_\_\_\_\_ / \_\_\_\_\_  
b) **come / came:** \_\_\_\_\_ / \_\_\_\_\_  
c) **take / took:** \_\_\_\_\_ / \_\_\_\_\_

2) Pronounce the nouns below in English and translate them to your native language:

- a) **country:** \_\_\_\_\_  
b) **week:** \_\_\_\_\_  
c) **point:** \_\_\_\_\_  
d) **hand:** \_\_\_\_\_  
e) **group:** \_\_\_\_\_

3) Pronounce the adjectives below in English and translate them to your native language:

- a) **small:** \_\_\_\_\_  
b) **right:** \_\_\_\_\_  
c) **large:** \_\_\_\_\_

410. Pronounce the ADJECTIVES and ask the student to repeat them
411. Translate the adjectives in the present and the past using the minimum words necessary to do so
412. Pronounce the ADVERBS and ask the student to repeat them
413. Translate the adverbs in the present and the past using the minimum words necessary to do so
414. Ask the student to pronounce all the words

26

4) Pronounce the conjunctions below in English and translate them to your native language:

- a) **and:** \_\_\_\_\_  
b) **that:** \_\_\_\_\_  
c) **but:** \_\_\_\_\_

5) Pronounce the adverbs below in English and translate them to your native language:

- a) **up:** \_\_\_\_\_  
b) **out:** \_\_\_\_\_  
c) **how:** \_\_\_\_\_

## Gray Page

224. Ask what the verbs in bold mean in the L1
225. Ask the student to fill in the first gap, to pronounce the first sentence and to translate it
226. Translate to the students L1 the beginning of the sentence
227. Repeat this process with all sentences
228. Ask the student to pronounce all sentences

27

### Exercise Five

These are the 56<sup>th</sup>, the 61<sup>st</sup> and the 63<sup>rd</sup> most common words in the English language according to the Corpus of Contemporary American English, aka COCA.



**see** #56 (see, saw, saw), **come** #61 (came, come, coming), **take** #63 (took, taking, take)

1) He will \_\_\_\_\_ a small house this week.

He will see - \_\_\_\_\_

2) Roberto and Stephen \_\_\_\_\_ the president.

They saw - \_\_\_\_\_

3) The small, old man \_\_\_\_\_ a large group of students.

The small, old man saw - \_\_\_\_\_

4) We \_\_\_\_\_ to this country last week.

We came - \_\_\_\_\_

5) I will \_\_\_\_\_ back to my house next week.

I will come back - \_\_\_\_\_

28

6) Are you \_\_\_\_\_ home this month or the next month?

Are you coming - \_\_\_\_\_

7) He just \_\_\_\_\_ her big, old car.

He just took - \_\_\_\_\_

8) I am \_\_\_\_\_ his hand out of the cold water.

I am taking - \_\_\_\_\_

9) If we want to survive, the right people need to \_\_\_\_\_ this seriously.

If we want to survive, the right people need to take - \_\_\_\_\_

\_\_\_\_\_

\_\_\_\_\_

## Comic

226. Tell the student to ask if he/she do not know what a word means, and to write it down in the bottom of the page
227. Ask the student to read the comic out loud
228. Correct only when the pronunciation is too bad
229. Ask the student what is going on
230. Ask the student to read the comic again as homework and to underline the words that he/she doesn't know

